



# Acorns Newsletter



October 7<sup>th</sup> 2024

## Autumn is here!

We have really enjoyed an exciting September getting to know your little ones and helping them settle into school life. We know there are still a few tears as they come into school, especially with saying goodbye to you. Please don't worry because we are all here to help the children at these times, and to work with you to make their goodbyes as easy as possible. Please do make an appointment to speak to us if you have any worries, we are here to help.

The weather has certainly taken an autumnal turn over the last fortnight and so to ensure that your child can still access their outdoor learning, please ensure they come to school with an appropriate coat and a pair of wellies (these can be left in school on our welly shelf).



## Huddle Time

'Huddle Time' in Reception is a time when we gather in smaller groups led by a member of our Acorns team.

First thing in the morning we enjoy 'Welcome Huddle' time when we find out who is in school each day and introduce our learning for the morning. Before the children go off to play, they fuel their bodies with a yummy fruit snack and drink of milk or water.

After lunch, we come together again for 'Huddle Time' to introduce our learning for the afternoon.

Our final Huddle of the day is our special 'Story Huddle' time and afterwards together we reflect on our day in school.

The children were excited to find out which Huddle they now belong to in Acorns and are really enjoying playing fun friendship games to get to know each other's names.



Caterpillars



Dragonflies



Ladybirds







Bees

If your child cannot tell you which Huddle they belong to just yet, come and ask us and we can let you know so you can help them to remember.





# Books we have shared in school

Each week during Huddle Storytime, we share a collection of quality books with the children. They may be stories or information books. We link our books to different areas of learning to help the children to deepen their understanding and to broaden their vocabulary. We also choose stories with no obvious link, just for pleasure. Below are the books we have shared over the last two weeks:

Stories about starting school and learning to manage being independent:



Stories and rhymes linked to our theme of Nursery Rhymes:



It is always good to revisit these books at home so that you can have conversations with your child about their experiences in school. If you do not have these books at home, you may be able to find them at your local library or often there are video versions by searching the title on YouTube.

Please have a look at this short video which outlines the real benefits of regularly reading to your child: <https://schools.ruthmiskin.com/training/view/yl2DoDjh/PigwoBhO>



## Chatter Bag

In Acorns we invite children to bring in something of their choice to show and talk about to their huddle group. When it is your child's turn, they will bring home a Chatter Bag to return to school the following day containing their chosen item. It is a good idea to spend a little time with you at home helping them to practise what they might like to say to their group. We recommend you do not send anything of high sentimental or monetary value.

# Meeting our cuddly friends

Over the last couple of weeks in school, the children have started to get to know some very important cuddly friends. These toys are used in class to help the children to learn and keep our class promises. So far, we have met 3 cuddly friends. Perhaps you could ask you child to try and tell you what they have learned about:

Mr Wobble says...



We are  
kind and gentle

Nellie says...



We listen

Stripy says...



We look after  
our toys

Mr Wobble helped the children to think about how they could show kindness to other people and also how they could use their gentle hands and feet in positive ways.

Nellie told everyone that when the adults ring the bells, that means it is time to 'stop', 'look' and 'listen'. She also helped the children to learn how to take turns to listen and speak when they are having a conversation at huddle time.

Lastly, Stripy and the children closely looked at all the wonderful toys and resources in Acorns and helped them to learn how they can show respect for these things by playing carefully and working together as a team to tidy them away when they have finished.

## Sneezles and wheezles!



It is that time of the year when the children often pick up common viruses from one another and kindly bring them back home to you!

Please could you reinforce the following at home to keep everyone as germ free as possible:

- After going to the toilet always flush the toilet, and then wash your hands with soap.
- Wash your hands thoroughly using soap to make lots of bubbles before washing it off!
- When you cough or sneeze, turn away from people or food, and cover your mouth with your hand or catch it in your elbow. Wash your hands afterwards.

We use the phrase 'catch it, bin it, kill it' which means to sneeze or cough into your hand or tissue, put your tissue into the bin, and then wash your hands.

We have now begun our teaching of phonics in Reception. Phonics is the tool children use to begin to learn to read and write. At St Margaret's we use a programme for teaching called 'Read Write Inc. Phonics'. Below there is a link to a video which explains the programme.

<https://schools.ruthmiskin.com/training/view/bKrr3KPw/vYnzXa76>

Over the last couple of weeks, we have introduced the pictures and words the children will need in order to go on to learn the letters of the alphabet. Using our Baseline Assessment, we now have begun to build a picture of your child's knowledge of letters and sounds in order that we can ensure they start at the right point on the Read Write Inc. programme. We recognise that children are at different points in their phonic learning journey and will ensure our teaching matches their individual need.

Last week the children met 'Fred the frog' who teaches the children to tune their ears into sounds around them e.g. environmental sounds, musical sounds, rhyming words, letter sounds. This is an important early reading skill



## Ways you can help your child to tune into

### sounds:

Listen for sounds around you when you go for a walk e.g. dog barking, car engine, aeroplane.

Sing nursery rhymes.

Read rhyming or alliterative stories.



Clap the syllables or "beats" in familiar words e.g. your names, favourite characters. How many beats does it have?

Think of things that begin with the same letter e.g. **s** for **s**nake, **s**ausage, **s**lipper, **s**eal.

Make up funny alliterative sentences to help your child repeatedly hear a particular initial sound e.g. **T**erry the **t**iger **t**apped his **t**ail on a **t**urnip!

# Our Learning Journey



Group play and learning to take turns

Building relationships with our new friends and teachers



Matching quantity to numerals. Super careful counting!




Imaginative play with the Duplo and linking up with our new school friends.



Mark making and painting. Some little artists in the making!



Refining our fine motor skills with the peg boards



Practising writing our name. We have been using our name cards to practise writing each letter shape in our name in the correct order.

