

Foundation Stage News





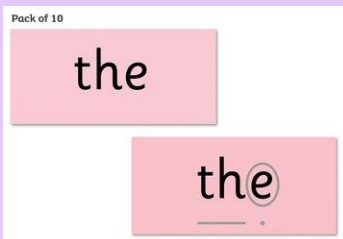
January 12th 2024



The Three Little Pigs!

This week the children have enjoyed listening to and retelling the story of 'The Three Little Pigs.' In this tale there is a repeated pattern of language which the children quickly spotted and joined in with.

We talked about the characters in the story and in particular the bad character of the big, bad wolf! In our writing sessions this week the children have had lots of fun thinking of their own 'big' and 'bad' character and gave super descriptions of their actions e.g. The big bad witch who turned people into frogs. We learnt the red word 'the' (this is a word that we cannot Fred Talk and we just have to remember it) and we then had a go at using it to write a short phrase 'the big bad..... We tried hard to Fred Talk our words and even started to use some finger spaces to make sure our words didn't bump into each other! Here is some of our super writing:




Maths

This week we have continued to deepen our understanding of the number 5. We have used a simple counting rhyme called 'Five Little Peas' to help us explore this number. Here is a link to this counting rhyme below:


[Five Little Peas with Lyrics - Nursery Rhyme \(youtube.com\)](https://www.youtube.com/watch?v=5L5L5L5L5)



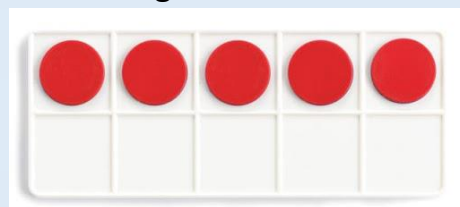
We explored different ways to represent the number 5 including:



Five fingers on one hand



Five spots on a die



Five counters

Phonics and reading



Please follow the links below to access your child's Read Write Inc. home learning. These links have been chosen either to support them to embed new learning or to revise previous learning where our assessments show they are not yet secure.

Daily practise will really make all the difference to the progress your child makes in developing their reading and spelling skills this year. Please do come and have a chat with us if you feel the home learning needs adjusting.

Special Friends: [Special Friends sh](#) [Special Friends th](#) [Special Friends ch](#)

Word Time: [Word Time 1.6](#) [Spelling 1.6](#)

You may have also noticed that your child has come home with a 'Ditty Story' this week. This is a simple story made up out of short phrases on a photocopiable sheet. Please practise reading this with your child at home. Here is a link to a short video to help show you how to support your child to read this with you:

[Ditty Sheet explanation \(youtube.com\)](#)

It's a small world!

One of the most popular areas in our provision is the Small World play area where children can use a range of miniature objects and materials to create their own story and real-life scenes. This play is wonderful for language building; whilst thinking imaginatively, they are talking out loud, listening to their friends and exploring or building new vocabulary. As we move through the term, we are adding enhancements to this area to enable the children to re-tell the stories they have heard or innovate stories of their own.

As Benjamin Franklin once said *"Imagination is more important than knowledge. Knowledge is limited. Imagination encircles the world."*

Why not have a go at creating a small world at home with your child. Below are some images of simple ideas you can use to ignite play. You may have some small toys and objects already which you can use such as play people, toy cars, farm or zoo animals and building bricks. Your child could create their own settings or buildings using recycled objects such as cereal boxes, kitchen roll tubes, milk bottle lids or scraps of fabric. Finally, our natural world provides some wonderful resources for miniature play e.g. a leafy branch becomes a tree, small pebbles become rocky mountains, pathways and dens can be made with twigs.



Our Learning Gallery



Mark making in the provision.

Wonderful attention to detail to create a city. We loved the way the buildings have an outline to make them stand out!



Collaborative large scale building! The children were very proud of their outcome!



Outdoor number learning

Using our numbers in a game of hop scotch!



Using Lego to construct a house big enough for three pigs.



Look at our story puppets to help us retell the story of 'The Three Little Pigs!'

Exploring texture and collage to create 'The Three Little Pig's houses.



