
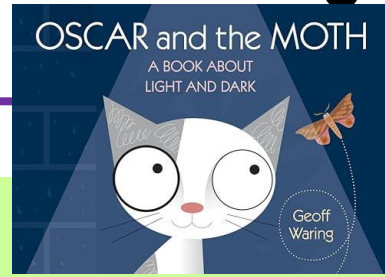


Foundation Stage News

November 18th 2024



Light and Dark

We have been really enjoying learning all about light and dark, night and day in school over the last week. Our focus texts have been Oscar and the Moth and Owl Babies. We have learnt all about light and dark through the story of a curious kitten called Oscar and also enjoyed a story about three little owl babies who discover that their mum has disappeared one night. The little owls wonder where she has gone and feel quite scared, until she returns, to their great relief.

Using a range of collage materials, we had the opportunity to create our own owls and night skies – you can see some of our masterpieces in the learning gallery below. We have also explored with a range of translucent, transparent and opaque objects to create patterns and pictures on a light box.

At home you might like to continue the discussion at home around light and dark, night and day and the difference between the two. You might like to get out torches at night and investigate different materials in the dark, such as shiny materials, or different coloured materials, to see which ones you can see best in the dark.

Songs we have sung this week

Here are a couple of the songs we have enjoyed this last week. Please click on the links below to go to a YouTube version. You might also find your own alternative versions which the children will love to sing with you.




[The Owl Song](#)




[Twinkle Twinkle Little Star](#)

Books we have shared


Below are the books we have shared this last week. It is always good to revisit these books at home so that you can have conversations with your child about their experiences in school. If you do not have these books at home you may be able to find them at your local library or often there are video versions by searching the title on YouTube.



'Owl Babies' by Martin Waddell



'Can't you Sleep Little Bear' by Martin Waddell



'Kipper's Monster'
Mick Inkpen



'Oscar and the Moth'
by Geoff Waring

Read Write Inc. Phonics



Please use the links below to revise the following letters sounds at home with your child

[Letter n](#) [Letter p](#) [Letter g](#) [Letter o](#) [Letter c](#)
[Letter k](#) [Letter u](#) [Letter b](#) [Letter f](#) [Letter e](#)

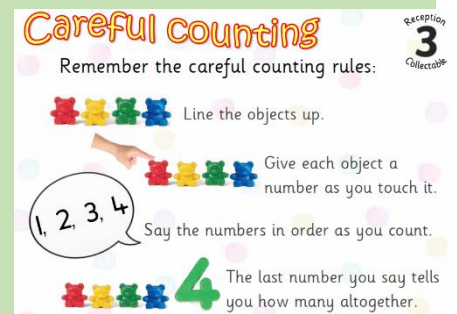
Fred Talk Game to help your child practise their blending skills: [Fred's Toy box](#)

As and when your child is confident and secure with their sound recognition and blending skills they will begin to bring home a sound blending book to read with you. We will also send home a reading diary for you to record how your child is getting on with their reading. Your child will keep this same book for a week and we ask that you read it at least 4 times with them to help them build their confidence and fluency. Please come and see us if you have any questions about how to support your child's reading.

Learning to write our name This half term we have introduced some early morning learning for your child when they arrive in school. The children now begin their day by practising writing their name on a whiteboard using their name card to support them. The children are really enjoying this calm start to their day and we are seeing some super progress with their name writing skills. Please look out for our separate letter attached to this email for ways you can support your child with both their fine motor skills and their name writing skills at home. There are many opportunities coming up over the festive period to motivate your child to keep practising, for example by signing their name in their Christmas cards. Keep practising everyone!

Careful Counting

This week the children have been learning the 'Careful counting' rules to make sure that they are accurate in their counting. Please have a look, with your child, at our 'Careful Counting' collectable by following this link to the 'Reception Curriculum Information' page on our school website [Careful Counting Collectable](#). Encourage your child to practise their careful counting at home or when you are out and about e.g. counting stairs, chairs, toys, cups, cars, doors etc. Start with smaller numbers of objects to ensure your child is accurate in their counting, working towards higher numbers as they become more confident.



Parents Evening

You may have noticed that the main school are holding parents evening this week. In Foundation Stage we will be holding our parents evenings the week beginning 2nd December. These will be ten minute appointments for us to discuss how your child has settled into school life and how they are progressing with their early learning. You will be able to sign up for these appointments on the E-schools app from Monday next week.

Christmas is coming to Reception





Here are some Christmas dates for your diary. Please look out for a separate letter to follow with further details about some of these Christmas events.

- Monday 9th December – Reception Christmas dinner day and Christmas jumper day
- Tuesday 10th December – Reception Christmas party in school for children.
 - Reception Christmas Craft event for parents at 1.45pm – 3pm
- Thursday 19th December – Reception Christmas show at 1.30pm – 3pm

Our Learning Journey

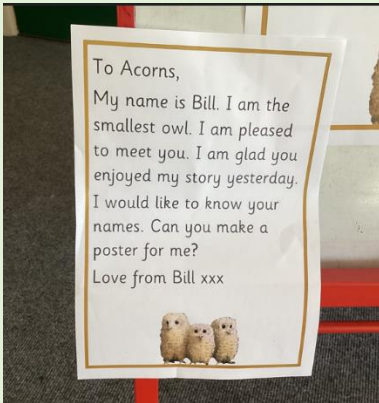


Exploring light and dark using the light box. We used a range of materials to make pictures and patterns.



Name writing

Early morning work – writing our names on whiteboards.



Hook into learning

We received a letter from Bill (one of the Owl Babies in our story). We soon got busy drawing Bill a picture of ourselves and labelling it with our names. We looked carefully in the mirror to remember all of our facial features.



Look at our bird hide. We have enjoyed making signs for our bird hide and sitting quietly to watch who might come to eat our bird feeders.



Exploring playdough and feathers to create owls and nests.

A huge thank you to Ahrian and his family for bringing in a wonderful bag of goodies to teach us all about Diwali. We really enjoyed learning lots of new things!

Physical Development



Cross motor

Race the eggs across the balance beams to the nests. Who can be first to get all 5 eggs into the nest?



Fine motor

We created bird feeders to hang in our garden using cheerios and pipe cleaners.

We have really enjoyed using the big board to practise forming our letter shapes too.



Getting Creative

We created our own owls using pine cones and feathers!



Look at our night sky collages. We used white paint mixed with flour and folded card attached to the back of our stars to create depth and texture in our pictures! What wonderful little artists we have in Acoms.