

Foundation Stage News

January 13th 2023



The Little Red Hen


This week the children enjoyed listening to and retelling the story of The Little Red Hen. In this tale there is a repeated pattern of language which the children quickly spotted and joined in with. They were excited to discover they could be like a real storyteller and retell the events in their own words.

We talked about how we can borrow ideas from stories and use the story words to create our own narratives. This week the children pretended to be one of the lazy animals in the story and wrote their own 'I am a...' sentence using Fred Fingers to spell out the words. Please click on this link to see how you can support your child to spell simple words at home: [Fred Fingers for Spelling](#)

The children looked at some real wheat and thought about the process that was needed to make bread. Some were very surprised to discover where the flour in our shops comes from. Maybe you could have a try at baking some bread with your child at home – we would love to see any photos of your home learning experiences.


Books we shared this week

After reading The Little Red Hen, the children also enjoyed a collection of stories with a similar structure. We talked about what was the same and different to the Little Red Hen. This was a great way to highlight to the children that story writers often borrow ideas from each other. Below are the stories we enjoyed. You may find a copy of these books at your local library or an online version on YouTube. Enjoy!




[The Little Red Hen](#)

Please click on this link for a delightful re-telling.



'The Little Red Fort'
by Brenda Maier



'The Little Green Witch'
by Barbieri McGrath

It's a small world!

One of the most popular areas in our provision is the Small World play area where children can use a range of miniature objects and materials to create their own story and real-life scenes. This play is wonderful for language building; whilst thinking imaginatively, they are talking out loud, listening to their friends and exploring or building new vocabulary. As we move through the term, we are adding enhancements to this area to enable the children to re-tell the stories they have heard or innovate stories of their own.

As Benjamin Franklin once said *"Imagination is more important than knowledge. Knowledge is limited. Imagination encircles the world."*

Why not have a go at creating a small world at home with your child. Below are some images of simple ideas you can use to ignite play. You may have some small toys and objects already which you can use such as play people, toy cars, farm or zoo animals and building bricks. Your child could create their own settings or buildings using recycled objects such as cereal boxes, kitchen roll tubes, milk bottle lids or scraps of fabric. Finally, our natural world provides some wonderful resources for miniature play e.g. a leafy branch becomes a tree, small pebbles become rocky mountains, pathways and dens can be made with twigs.

Again, please send us any photos of your wonderful experiences at home.



Reading Home Learning



Every Friday we change your child's home-learning reading book and write a comment or target in their diary for the week. We hope you are finding this guidance helpful at home. To ensure your child makes good progress with their reading this year, we recommend that you spend five minutes per day with your child as they practise reading the book in their book bag at home. Your feedback on their progress at home is a really important part of building a picture of what your child knows and can do and helps us to assess if the books we are sending home are pitched correctly. Please write us a quick note in the Reading Diary to keep us informed. We also ask you to ensure that your child's reading book and diary are kept safely in the plastic wallet and are brought to school each day in their book bag. Thank you for your support with this.

Parent consultations



Just a reminder that parent consultations are to be held on Monday 23rd January, Wednesday 25th January or Thursday 26th January in our Foundation Stage building. Please use your eSchools login to book your 10-minute slot with us. The online booking system will close on Sunday 22nd. If you need any help with this, please let us know.

Read Write Inc.



Please follow the links below to access your child's Read Write Inc. home learning. These links have been chosen either to support them to embed new learning or to revise previous learning where our assessments show they are not yet secure.

Daily practise will really make all the difference to the progress your child makes in developing their reading and spelling skills this year. Please do come and have a chat with us if you feel the home learning needs adjusting.

[Special Friends ng](#) (Special friends sounds are two letters making one sound).

[Special Friends nk](#)

[Red Words I, no, the](#) (Red Words are words containing tricky sounds!)

[Word Time Reading \(1.5-1\)](#) (Using the technique 'Fred Talk...Read the Word')

[Word Time Spelling \(1.5-1\)](#) (Using Fred Fingers)