






## Handwriting Guidance for Parents and Carers – September 2019




At St Margaret's Academy, our aim is that pupils will be supported in developing a handwriting style that is consistent, fluent and legible. Although there are many opportunities to practice handwriting across the curriculum, we will also provide lessons for teaching and revising these skills.

Formal handwriting skills will be taught regularly and systematically through the use of the PENPALS Handwriting scheme (Cambridge University Press).

### Penpals leads children through five distinct stages:

 <b>Physical preparation for handwriting</b> (Foundation / 3–5 years)
 <b>Securing correct letter formation</b> (Key Stage 1/5–6 years)
 <b>Beginning to join</b> (Key Stage 1/6–7 years)
 <b>Securing the joins</b> (Lower Key Stage 2/7–9 years)
 <b>Speed, fluency and developing a personal style</b> (Upper Key Stage 2, 9–11 years)

You can support your child with their handwriting at home by:

-  Encouraging your child to write on a line.
-  Encouraging your child to join his/her writing in any work brought home (KS2).
-  Let handwriting play a part in your family's daily life!

Penpals letter formation KS1 (bold dot indicates the starting point for forming each letter).

a b c d e f g h i j k l  
m n o p q r s t u v w  
x y z

Penpals handwriting example LKS2

*The quick brown fox jumps over the lazy dog.*

Penpals handwriting example UKS2

*The quick brown fox jumps over the lazy dog.*

## Clear expectations

From year 1-year 6, children work through the 'Handwriting hero' levels, with the expectation to have developed their own personal style that is consistently neat by year 6.

Children are aware of their expectations and will use the 'Level Up' chart to know what their next handwriting steps are.

## Celebrating handwriting

We celebrate handwriting by regularly awarding children with the honour of being the class 'Handwriting Hero'. This is not always for the neatest handwriting in the class but is often awarded for great effort, progress and determination!



UP  
LEVEL  
UP

<b>L6</b>	I have developed my own personal style that is consistently neat - even when writing at speed. I can loop my letters neatly.
<b>L5</b>	My handwriting is consistently neat - even when writing at speed. I am starting to develop my own writing style.
<b>L4</b>	My writing is consistently neat. My ascenders and descenders are parallel.
<b>L3</b>	I know which letters should be joined and which letters shouldn't be joined. I am beginning to make sure that my ascenders and descenders are parallel.
<b>L2</b>	I am using diagonal and horizontal strokes to join some of my letters. I always remember my finger spaces.
<b>L1</b>	I can write lower case letters in the correct direction. I can use capital letters. My letters are the correct size.

In KS2, children will also be awarded with a Pen Licence when they have achieved the expectation for their particular year group. When a child moves up to the next year group, they will be required to earn their licence again as the expectations will be greater.