

# Foundation Stage News

December 1<sup>st</sup> 2023

## Elf on the Shelf

The children were so excited to welcome a little visitor into class this week. Santa had sent an elf to join us in school as we prepare for Christmas. The children decided they needed to show our little friend that they were being super 'Bucket Fillers' so he could let Santa know. We had a lovely discussion about all the kind and helpful things we can do at home and in school in the run up to Christmas.

Our little elf decided a shelf wasn't the only place he could sit and tried out a log, a hat and a dog. The children used their super 'Fred Talk' skills to write these words for him.

Our Acorns Elf is a kind and helpful elf and we wonder what we will find him helping with next week. We are all very excited to see!




Can you spot our elf?

M-a-x




## Books we shared this week

Each week we will share a collection of quality books with the children. They may be stories or information books. We try to link our books to the different areas of learning to help the children to deepen their understanding and to broaden their vocabulary. We also choose stories with no obvious link, just for pleasure. Below are the books we have shared this week. It is always good to revisit these books at home so that you can have conversations with your child about their experiences in school. If you do not have these books at home you may be able to find them at your local library or often there are video versions by searching the title on YouTube.



'One Snowy Night'  
by Nick Butterworth



'Have You Filled a  
Bucket Today?'

# Number time this week

We have been focusing on comparing quantity this week and have been encouraging the children to use the following words to describe what they have seen:

**more than**      **fewer than**      **equal**

Through playful activity, the children have learned how to use 'matching of objects' to compare quantities. We enjoyed the fun games of 'Grab it' and 'Hungry Dinosaurs' to practise this skill.

## Hungry Dinosaurs

*Each player needs three hungry dinosaurs, a dice and a bowl of counters.*

Roll the dice for each of your dinosaurs. Count out the matching number of counters (dino food) for each dinosaur. Carefully lay the counters out in front of each dinosaur so you can compare how many each one has.

When all three dinosaurs have been fed, use your comparing words to describe the quantity e.g. The green dinosaur has more than the brown dinosaur. The yellow dinosaur has fewer than the brown dinosaur. The red and the blue dinosaurs have an equal number.



## Being a Bucket Filler

This week as part of our Social, Personal and Emotional Development we read the children a wonderful book called 'Have you Filled a Bucket Today?'

This book explores the concept of kindness and how our actions make us and other people feel. Understanding emotions is complex for little ones and so using the concept of an invisible bucket is a simple and visual way to explain it to them.

We talked about how we can be 'Bucket Fillers' by showing kindness with our words and actions or 'Bucket Dippers' by being unkind. The children have had some great ideas about how to be 'Bucket Fillers' and have been busily trying hard to fill each others buckets all week.

At home you could talk about ways to be a bucket filler too, for example playing with a younger brother or sister and sharing their toys, helping to make their bed in the morning, making a lovely picture for a grandparent etc. We would love to hear how the children have been 'Bucket Fillers' at home too!

# Read Write Inc. Phonics

This week in Phonics we have continued to practise our Fred Talk skills – listening carefully for the sounds Fred says and blending them together. We have also continued to practise making these words using magnetic letters.

You might have some magnetic letters at home that your child can use to practise making words. Remember to say ‘Fred Talk, read the word’ before they begin to read. Saying ‘Fred Talk’ reminds them to say the sound for each letter, pointing to each with their finger as they do so. Saying ‘Read the word’ reminds them to then go back and say the whole word.

Click on the following links to help your child practise their blending skills:

**Fred Says ‘Feelings’** <https://schools.ruthmiskin.com/training/view/lhDx3W8L/ak98cGDf>

**Fred Adventures ‘Christmas Special’** <https://schools.ruthmiskin.com/training/view/blLivbm/DhnpqNt>

**Learning to Blend 3** <https://schools.ruthmiskin.com/training/view/nEr9YVk1/h2upP1om>



## Letter formation

A few parents have asked about handwriting sheets and we are absolutely happy to send some more of those home for you to use over the Christmas holidays. You can also practise handwriting in a variety of multisensory ways and below are some ideas for you to try at home. We recommend this as an adult supported activity so that you can ensure your child is holding their writing tool correctly and following the correct formation. Remember to use the handwriting rhymes to help your child to remember their letter shapes.





# Learning Gallery



Deck the Halls!



Salt dough decorations!



Elf on a.....

Using our Fred Talk skills to write!



Using our fine motor skills to colour with precision!



A wonderful giraffe in the Art Studio – such attention to detail and great use of techniques to create texture!

# Diary Dates Reminder




**Tuesday 5<sup>th</sup> December at 2pm in our Acorns classrooms: Christmas Craft Event.** We would like to invite one adult per child to spend the afternoon with us making some fun Christmas crafts. All crafts will be supplied so just bring yourselves and have lots of fun with all the Christmas sparkle! **We ask that you please let us know who will be attending this event with your child prior to this day.**

**Wednesday 6<sup>th</sup> December: Acorns Christmas Dinner Day**

**Friday 8<sup>th</sup> December: Christmas Jumper Day and PTA Santa's Grotto visit in school**

**Tuesday, 12<sup>th</sup> December at 2.30pm in the school hall: Acorns Christmas Sing Song.** We would like to invite parents along to watch us sing a few Christmas songs to help us all get into the Christmas spirit. There will also be a yummy festive treat at the end of the afternoon! We hope to see you all there!

## Off to the pictures!



Our wonderful PTA are putting on a festive cinema event in the school hall on Wednesday 6<sup>th</sup> December for Reception and Year One children and have chosen a delightful Christmas film for them to watch.

There will be some yummy cinema snacks provided.

**Have a lovely weekend!**