

Foundation Stage News

July 1st 2022



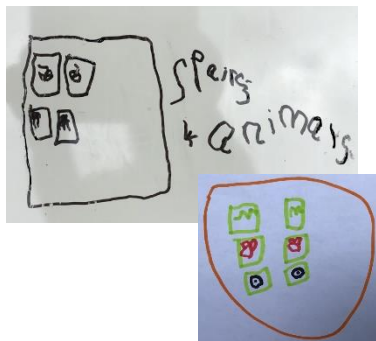
Our learning this week:

We started our week by sharing the Christian story of 'Noah's Ark'. The children learned that it is an old story from the Bible and remembered the Christmas and Easter stories about Jesus that they had previously heard. We read that God made a rainbow in the sky and promised never to flood the earth again. The children had great fun painting their own rainbows – we used the word 'semi-circle' to describe the shape we needed to paint. The children applied each colour carefully, making sure to wash their brush in between. We then talked about what a 'promise' is and the children made their own special promise...you will see their lovely ideas on the classroom windows.




The animals went in 2 by 2....

We learned that the word 'pair' means two. We noticed we have a pair of feet, legs, arms, eyes, ears. The children had fun exploring this concept by collecting pairs of animals to place on an ark. We practised telling a number story each time we did this e.g. "There are 6 animals on the ark and there are 3 pairs....3 pairs are equal to 6."




The children drew super mathematical pictures to show how many pairs of animals were on the ark.



They used Fred-Talk to read the words on Noah's packing list and found the right objects for him to take on board.

We are learning to count up to 10 in twos... "2, 4, 6, 8, 10." The children have had great fun jumping along the pairs of feet in the garden, chanting their 2's as they did so. At home, why not go on a 'pairs' hunt with your child around your house. What can you find a pair of? What makes them a pair? e.g. pair of matching cushions, plant pots, mugs, speakers etc. You may have to 'plant' them in obvious places so your child can find them themselves!



A message from Mrs Russell:

Hello everyone,

I can't believe where this year has gone and that the time for me to start my maternity leave has come. It's super exciting but I am also sad to not finish the year with such a wonderful cohort of children. They have all been amazing to work with and should be so very proud of the super 'Try-a-tops' they have all been. I will really miss everyone. I also wanted to say thank you so very much for all of the kind wishes, cards and gifts I have received over the last few weeks. It's very much appreciated. I will be sure to visit the children in Year 1 so they can meet baby girl and I will reveal her name to see if any of the children guessed correctly! They have all been very interested in this over the last few weeks and have made lots of wonderful and interesting suggestions, such as 'Rainbow Fairy' and 'Sparkle Bow'! Some very creative ideas and I will keep all of these options in mind – thank you for helping boys and girls!

I hope the children all have a super end to the term and a fun, sunny summer holidays! I look forward to seeing them all on my return and to hearing about their fun adventures in Year 1!

Mrs Russell x



Our Reception Stars:



Our wonderful Reception children are showing such maturity and readiness for Year One and have now begun to join in with some wider school activities with the support of our Reception staff team. Next week we are excited to be having our own special Reception playground space in the 'Big School' and today we joined the whole school on the field for 'Star Assembly' – a happy moment as Mr Hughes gave the children such a lovely warm and encouraging welcome. Each week, two children will be chosen to receive the 'Star Award' for something brilliant they have done in school. Mr Hughes will include them in his weekly school newsletter so keep an eye out for this! **This week our stars were:**

Iris – For being such a wonderful Bucket Filler with her kindness and brilliant sense of humour.

Natalia – For being a super Try-a-tops with her Fred-Talking to read.

Well done girls!


Dates for your diary:

St Margaret's Summer Fayre – Saturday 9th July, 11am–2pm.

The PTA are still seeking volunteers to help out on the day. Please let the school office know if you are able to help.

Your child's school Report will be sent home during the week beginning 11th July. Please let us know if your family circumstances mean you will need an additional copy printed.

Over the next few weeks, we will be teaching the 'Changing Me' unit in our Jigsaw PSHE scheme of learning. During these sessions the children will learn to name the different parts of their body.:



This is the pictorial resource we will use and the body parts we will explicitly teach.

If children name their private parts, we will model the correct terms 'vagina' and 'penis' back to them but we do not explicitly teach these body parts. Using the scientifically accurate words (if children mention them) is an important part of safeguarding for children – knowledge empowers them and helps them to stay safe.

The children will learn about how people grow and change over time, for example when we are babies we can't walk or feed ourselves but now we are children we can.

They will also be learning about ways to keep their bodies healthy, including healthy foods to eat. We will end our unit by talking about the transition to Year 1. We will help to prepare children for this change and give them the opportunity to talk about any worries they may have. We will talk about different emotions we may feel when things change and about the importance of sharing these feelings with others to help us manage them.

Read Write Inc. Home Learning:



Reading practise using Special friend or:

<https://schools.ruthmiskin.com/training/view/FjEaTN3R/glUCnsJR>

Spelling practise using Special friend or:

<https://schools.ruthmiskin.com/training/view/PQdrhM3/4icJHXKs>

Our Learning Next Week:



Continuing our theme of 'On the Move' we will be launching up into Space in a rocket!

We will learn more about this amazing place using a range of information sources e.g. non-fiction books, photographs, videos, the internet.

We will focus specifically on how we can use an information book to find out more. We will look at the features of a non-fiction text e.g. labels, captions, photographs, and we will learn how to use the contents page to help us find answers to our questions.

We will find out about the International Space Station (ISS) and think about what it might be like to live up in space, comparing this environment with our home back here on Earth. You might like to try and spot the ISS up in the night sky – follow this link to find out when it is next going over Torbay (you may have to wait a couple of weeks unless you don't mind a 3am sighting!) <https://spotthestation.nasa.gov/>

In our Mathematical learning we will explore 2D shapes and use them to create pictures. We will find out which shapes can or cannot fit together "tessellate" and encourage the children to explain why using the language of the properties of shape e.g. curved, straight, corners, sides, long, short. The shapes basic shapes your child will learn are: square, circle, triangle, oblong.

Key vocabulary for next week:

Space	gravity	oxygen	launch	planet	Earth	environment
2D	tessellate	sides	curved	straight	corners	

Have a lovely weekend!