

Foundation Stage News

November 18th 2022



Being a Bucket Filler!

This week as part of our Personal, Social and Emotional development we read the children a wonderful book called 'Have you filled a bucket today?' by Carol McCloud.

"All day long, everyone in the whole wide world walks around carrying an invisible bucket. You can't see it, but it's there."

"Your bucket has one purpose only. Its purpose is to hold your good thoughts and feelings about yourself. You feel very happy and good when your bucket is full, and you feel very sad and lonely when your bucket is empty."

This book explores the concept of kindness and how our actions make us and other people feel. Understanding emotions is complex for little ones and so using the concept of an invisible bucket is a simple and visual way to explain this to them.

We talked about how we can be 'Bucket fillers' by showing kindness with our words and actions, or 'Bucket dippers' by being unkind. The children had some great ideas about this and have busily been trying hard to fill each other's buckets all week.

"Give your friend a hug so they can be happy."

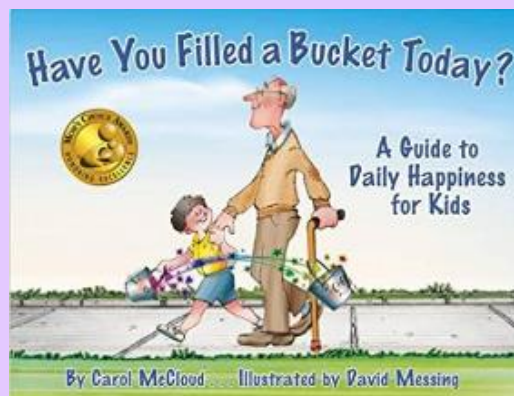
Junior

"If you share that's being a bucket filler."

Maddison

"Your bucket gets empty if someone tells you mean things."

Lily



"Smile at someone so that makes them feel good."

Zachary

"Tell your mum - I love you."

Arthur

"If you hit and punch someone, that is being a Bucket Dipper."

Archie

Please follow this link to see the book for yourself: [Have you filled a bucket today?](#)


Songs we have sung this week

Here are the songs we have enjoyed this week. Please click on the links below to go to a YouTube version. You might also find your own alternative versions which the children will love to sing with you.



[5 Little Peas](#)

We have been practising saying the days of the week in the right order. There are many songs for this however this one is great because it involves listening and copying.



[Days of the week](#)

Games we played this week

To ring the changes during our Story Huddle time this week we played some different games to develop the skills of speaking, looking, listening and thinking.

Here are a couple you may like to play at home:

Kim's Game – gather a collection of 6 different objects on a tray. Ask your child first to name each of the objects (perhaps one object could be new to them, this is a great way to extend their vocabulary). Encourage them to describe what they see using adjectives e.g. a spotty sock, a yellow duck. When they have had a good look, cover the objects with a cloth asking them to try and remember what they saw. Carefully remove one object without them seeing. Lift the cloth and see if they can guess which object is missing. To change the difficulty of the game, use more or less objects. Make the objects very contrasting to help your child remember each one, or make them similar in some way to make it more difficult e.g. all one colour.

I Spy – A classic game, great for helping your child to tune into the sounds in words. Take it in turns to be the 'spier' or the 'guesser'. The spier thinks of an object they can see in the room and use the phrase "I spy with my little eye, something beginning with...." Then adding the letter sound it begins with e.g. p for pig. The guesser has to try to find objects in the room which begin with this sound until they find the chosen object.

Nuffield Early Language Intervention



As mentioned in an earlier newsletter this term, the development of your child's communication and interaction skills is a key priority for us in Reception.

In order to be successful in life and learning, children need to have secure speaking, listening and understanding skills. Mrs Christie and the Speech and Language team have begun the process of assessing your children using our Language Link tool so that any support needed can be put in place as soon as possible. We will be in contact with you this term if we feel your child needs further support in school or from the NHS Speech and Language Therapy Service.

Alongside this work, as part of an initiative funded by the Department for Education in response to COVID-19, our school is being offered access to a programme called the Nuffield Early Language Intervention (NELI). The programme is designed for Reception pupils and involves providing targeted small group and one-to-one support for children who would benefit from additional help with their language and early literacy skills. Mrs Duggan and Mrs Heatley have both received additional training in order to deliver this programme and support the children to overcome any language barriers they may be experiencing.

The NELI programme begins with the assessment of all of our Reception pupils using a tablet-based assessment called LanguageScreen. This assessment is to help us understand who may benefit most from receiving the NELI intervention. LanguageScreen is a short (approx. 10 minutes) fun activity for children which gives useful information about children's language skills. The assessment is used again at the end of the school year to help us see how children's language skills have benefited from the NELI intervention.

To implement the assessment the school needs to upload information about our Reception pupils to LanguageScreen. LanguageScreen's data privacy statement, detailing how data is collected and used, can be accessed [here](#).

Full details of this Department for Education (DfE) funded initiative and the NELI programme can be found [here](#). The [DfE's over-arching privacy notice for the project can be accessed here](#) as well as the [privacy policy for Nuffield Foundation Education Ltd](#) who are delivering the NELI programme on behalf of the DfE.

We hope you are as excited as we are about this wonderful opportunity for our reception children. If you have any concerns, or do not wish your child to be assessed using LanguageScreen, please let us know.

Important notice!

On Monday our school photographer will be in so we would like your child to come in wearing school uniform. For this week only, PE will be on Tuesday and your child will need to be in their PE kit for this day.

Our learning next week



Our learning next week will be focused on the season of Winter. We will be encouraging the children to notice the changes happening around them. We will think about how this season affects the weather, animals, their environment, the clothes they wear and the activities they do.

We will be sharing the wonderful Julia Donaldson story of 'Stick Man' to introduce this theme. This will be a great link to our learning about kindness as Stick Man is a real 'Bucket Filler'. Please follow this link to have a sneaky peek at an animation of this story if you haven't already heard of it: [Stick Man](#)

Towards the end of the week we will be creating our own Stick people and would like to ask every child to bring a small stick to school as soon as possible (no bigger than 30cms please!) A stick with a forked top is always great for this purpose!

In our number time, we will be focusing on the concept of comparison of quantity. The children will be encouraged to compare the number of objects in 2 sets by matching them one to one. Seeing that objects in some sets can be matched without any being left over will draw the children's attention to instances when the quantities of objects are equal. Language of quantity will be a key focus and we will be modelling and encouraging the use of the words 'more than', 'fewer than' and 'an equal number' to describe how many objects there are in each set. Please try to model and encourage this language at home and when out and about to support your child to deepen their understanding.

Read Write Inc. Phonics



Below are links to a Read Write Inc. video which you can watch with your child to reinforce the sounds they learned last week. They will be proud to show you what they have learned. The following links will be accessible for 10 days. [Letter h](#) [Letter r](#) [Letter j](#) [Letter v](#)

We have also introduced the sound 'sh' as in 'ship' or 'fish'. We refer to this as a 'Special Friends' sound, telling the children that two letters have made friends and together they make only one sound. [Special Friend sh](#)

Next week we will be teaching the following letters: y, w, z, x and special friend 'th'.

In our phonics sessions, the children have enjoyed listening to Fred the Frog speak in sounds and are getting confident at hearing the words he is trying to say by blending the sounds together in their heads. They have also begun learning to make these words using magnetic letters or letter cards. You can practise this at home with your child using the video links below. You might have some letter cards or magnetic letters your child can use to make their own words.

[Learning to Blend 1](#)

[Learning to Blend 2](#)




Our learning gallery

We had a super, spotty, Pudsey sort of a day on Friday! Thank you for your generous donations for Children in Need.



A Pudsey puzzle!
We learned we had to rotate the pieces until they matched together. This task was much trickier than it looks!



S is for spots! Great letter formation!



Fabulous finger painting! We tried hard to use one finger for each colour. The tricky part was isolating each finger and making sure the others didn't touch the paper!



Music and movement fun!
Stopping and starting on signal, moving our bodies in different ways to return to our spot!

Our learning gallery



We love how the girls have worked together to build their farm-scape.

Just like a Share-onyx they listened to each other as they shared an idea for their small world.



Using collage materials to decorate our little buckets for our 'Bucket Filler' celebration wall.

Super snappy crocodile fingers on the pen and wonderful letter formation!



Holding our scissors correctly and cutting along the line. Turning the paper not our scissor hand.



Writing for a purpose!
Some super map making in the Architect Area.

Have a lovely weekend!