



Ash & Elm



Kids Fun Newsletter 5



st Margaret's Academy



Happy Birthday 5th

Rory Hill 21st May

5 years old!

We would like to wish the following children a very Happy 5th Birthday



Stay Home Stay Safe!



1	2	3	4	5	6	7	8	9	10	11	12	13	14	15	16	17	18	19	20	21	22	23	24	25	26
a	b	c	d	e	f	g	h	i	j	k	l	m	n	o	p	q	r	s	t	u	v	w	x	y	z

Bread



Ingredients

500g granary, strong wholewheat or white bread flour
(I used granary)

7g sachet fast-action dried yeast

1 tsp salt

2 tbsp olive oil

1 tbsp clear honey

1. Tip the flour, yeast and salt into a large bowl and mix together with your hands. Stir 300ml hand-hot water with the oil and honey, then stir into the dry ingredients to make a soft dough.

2. Turn the dough out onto a lightly floured surface and knead for 5 mins, until the dough no longer feels sticky, sprinkling with a little more flour if you need it.


3. Oil a 900g loaf tin and put the dough in the tin, pressing it in evenly. Put in a large plastic food bag and leave to rise for 1 hr, until the dough has risen to fill the tin and it no longer springs back when you press it with your finger.

4. Heat oven to 200C/fan 180C/gas 6. Make several slashes across the top of the loaf with a sharp knife, then bake for 30-35 mins until the loaf is risen and golden. Tip it out onto a cooling rack and tap the base of the bread to check it is cooked. It should sound hollow. Leave to cool.



Use the grid above to work out the word below

4, 15, 7



Well-Being Activity

Kind To Your Friends



Spread a bit of kindness this weekend...chat to your friend on the phone, write them a letter or draw a picture to tell them how much you miss them. Tell your family all about your friends and why they are special to you.

Maths Challenge

$$\begin{array}{|c|} \hline \bullet \bullet \\ \hline \end{array} + \begin{array}{|c|} \hline \bullet \bullet \\ \hline \end{array} = \begin{array}{|c|} \hline ? \\ \hline \end{array}$$

Hello everyone!

Teacher News

I am very excited to send you a message as I am missing you all SO much.


I have had a very fun week at home looking at your wonderful home learning - I am very proud of you all for working so hard. I can see you have been having lots of fun finding out about caterpillars. The Hungry Caterpillar is one of my favourite stories...I love the picture of the beautiful butterfly at the end.



I have been busy in my garden with Pippa and Lucie. Pippa sniffed out a big seed with a shoot growing out of it - we think it might be a tiny hazelnut tree growing. I had to remind Pippa that it might not be good for her tummy to chew it! Lucie used her big ears to hear a buzzing sound coming from a hole in the ground. A poor little bumblebee had got stuck in there.....being Solve-a-Sauruses, we decided to gently put a stick down the hole for it to climb up and it flew away!

I hope you all have a lovely weekend,
Love Miss Watkinson

Photos of Pippa and Lucie are on the next page!



Joke of the Week

What do you call a fly without wings?

Answer A walk.



Messages for my friends...



Hello Mrs Russell!

Love
Aoife



Harry would like to
say:

Penny I miss you!



Evelyn I miss you lots
and can't wait to see
you.

Love
Amelia



I'm missing school very much and all my friends,
especially Poppy and Oliver, Austin, Cristiana and Jake.
I also miss my teacher Miss Watkinson very much. I
can't wait to get back to school and see everyone.

Love Lily-Anne



Ruby's message for
Lily-Anne:

Hi, See you soon!



Hello Everyone!



Ella says:

I just want to
say hello to
Henry!

PS. Stripy,
Mr Wobble
and Ziggy
say hi too!



Eye Spy Game

I spy with my little eye!


Have a look around your
home and see if you can
name 5 things that begin
with the sound...



d



Pippa and the hazelnut seed!



Lucie listening
to the buzzing
sound coming
from the hole.
Buzz buzz!

Fabulous Home Learning

Send us
your photo



What our
friends have
been up to at
home?



Photo Gallery



Opposites!

Cristiana has been busy matching her picture cards into opposite pairs and thinking hard of the words we use to label these pairs.

Well done!



Anyone for Pizza?

Mariella has been a busy little chef at home making delicious pizza for her family.


Yummy yummy in your tummy!



The Very Hungry Caterp....Lily!!

After a busy morning at the park, Lily sat to enjoy her very healthy picnic. We hope there weren't any munching crunching caterpillars about!!





Breaking News!

There has been the flutter flutter of tiny wings in the Norman household! After carefully nurturing their caterpillars they have finally emerged from their cocoons and flown the nest.

What lovely gentle care you have given.



Do you like butter?

Oliver and Poppy have been busy using this very scientific buttercup test to ascertain their dairy preferences!



A Fruitapillar!

We love how creative you have been with your fruits to design this caterpillar Austin....was he tasty?

Well done for being so careful and safe with your sharp knife.



Don't forget in this hot weather to put your sun lotion on and wear a hat. Stay safe!






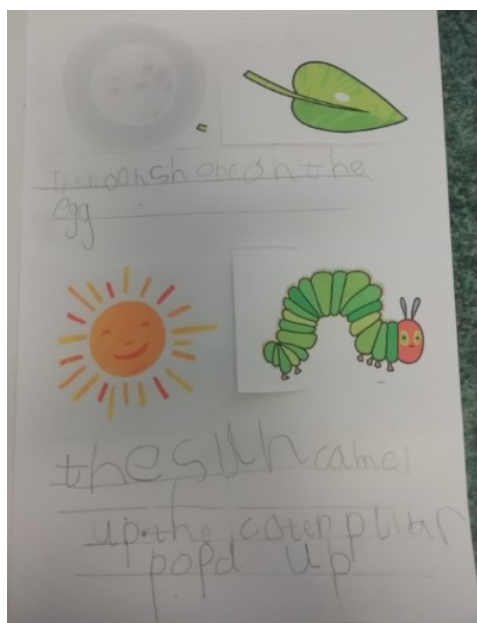
A refreshing dip!

It's been a hot sunny week so Theon visited the beach and cooled himself off in the sea. Super swimming Theon!



A magical retelling!

Emily we are so impressed with your story writing and how you have used such brilliant story words in your sentences.



Inspector Henry!

Henry has had lots of fun being a word detective, hunting around his house to find letter sound clues. 'Think-a-Docus' Henry tried to work out what the word might spell before he had all the letters.



Zap it!

Ethan has really enjoyed his home learning this week and has played Mrs Russell's 'Zap it!' game over and over! You must be getting super good at your numbers Ethan!






Do you want to be in our next photo gallery?

Note to parents/carers: Please get busy uploading photos of your home learning or family fun onto your child's Interactive Learning Diary for us to use. We will ask you for your consent to publish them before they are used.