

Foundation Stage News

May 5th 2023



Our learning this week:


Your little ones have enjoyed a very busy week in school, learning about King Charles III and the upcoming historic Coronation ceremony.

Crowning Glory



We deconstructed a 3D paper crown to work out how it was made. Afterwards, the children were super Think-a-docuses, recalling each step to construct their own fabulous crown ready for Friday.

Red, white and Blue!












We learned that the colours red, white and blue were used on our Union Jack flag. It was exciting to come to school dressed in these colours on Friday.



A flag for the king!

The children looked at the shapes and colours on the Union Jack flag. They used this as inspiration for creating their own designs.




A portrait of our King

The children looked at a collection of portraits of King Charles. They saw him in his royal robes, his military uniform and in his everyday wear. We looked carefully at the pictures and talked about what the King might be doing in each of the portraits.



They went on to draw these superb portraits of the King, looking closely at the details and colours on his uniform.





'God Save the King' – Our Coronation song

The children learned a special coronation song (to the tune of Frere Jacques).

It's the Coronation
It's the Coronation
For our King
For our King
Take him to the Abbey
Take him to the Abbey
God save the King
God save the King



It's the Coronation
It's the Coronation
For our King
For our King
Give him a crown
Give him a crown
God save the King
God save the King


It's the Coronation
It's the Coronation
For our King
For our King
See him in a carriage
See him in a carriage
God save the King
God save the King



It's the Coronation
It's the Coronation
For our King
For our King
We will wave our flags
We will wave our flags
God save the King
God save the King

Our Coronation tea party

What a happy way to end the week before this memorable weekend. The children had a wonderful tea party – thank you for preparing the delicious treats.






To King Charles
happy coronation




Books we shared this week

Below are the books we have shared this week. It is always good to revisit these books at home so that you can have conversations with your child about their experiences in school. If you do not have these books at home you may be able to find them at your local library or often there are video versions by searching the title on YouTube.



'The King's Pants'
by Nicholas Allan




'King Charles III's Colourful Coronation'
by Marion Billet



'The King's Coronation'
by Marion Billet

Our 'Wheely Great' sponsored cycle



Our sponsored cycle event will be held on this Friday 12th May. We are hoping to raise some extra funds to help us in our mission to purchase some new wheeled equipment for the Foundation Stage e.g. scooter, balance bike, trike. Please let us know if you missed out on the information letter and sponsorship form as we have a few spare copies.

Your child may bring their bike or scooter to school for this event if they wish to do so with their safety helmet also. We ask you to ensure both items are clearly named e.g. tie a name label on the handlebars. The bikes and scooters will be 'parked' in our front terrace which is locked throughout the day for security and can be collected at hometime. If your child does not bring a bike or scooter, they will still be able to participate with the use of school equipment.

Celebrating children's learning

Solve-a-saurus Isaac worked out how to ensure his crown fit his head perfectly by using the strip to measure around his head and holding it carefully in place as he taped it together.

Isaac, we think you have
Made a crown fit for a King!



Home learning fun

We love to see what your child has been learning at home with you. It really helps us build such a full picture of their knowledge and experiences. Thank you for the photos and messages sent in so far. We thought you would enjoy them as much as we have.



Jude created his own treasure map at home and had a wonderful time this week showing his friends where the treasure was hidden!



Liam had a super fun adventure on the River Tamar in a kayak. We can see you kept yourself safe in your life jacket!

Read Write Inc. home learning:



Please click on the video links below so your child can practise their phonics learning at home with you:

[ay ee igh review lesson |](#)

[ow oo oo review lesson |](#)

[spelling at home - ay](#)

[spelling at home - ee](#)

Have a lovely **Coronation** weekend everyone!