

Foundation Stage News

March 31st 2023



To children,
Spring has sprung and it
is nearly Easter Sunday!
I am getting my eggs
ready. Do you think all
eggs have chocolate
inside?
Love from,
Easter Bunny
Xxx



Spring has sprung!

The children have been buzzing with excitement this week as they prepared for Easter.

The week began with a surprise letter from a very special bunny who told the children that Spring had arrived and it would soon be time for Easter. The children had a think about all the signs of Spring they had noticed as they played outside and walked around the school grounds.

You can help your child to continue to notice these changes over the next few weeks as you explore out and about together. Click on this link to download a 'Signs of Spring' spotter activity:

[Cbeebies Springo Card](#)



"The raindrops are falling on the ground to help the flowers grow."

The Easter bunny (who loves eggs) asked us the question, 'Do all eggs have chocolate inside?'. Using information from pictures, books and videos the children got busy finding out which creatures hatch from eggs. They began to use language of classification as they grouped these creatures e.g. birds, fish, spiders, insects and reptiles. The children were amazed by some of the facts they learned, particularly that penguins carry their eggs on their feet!



The children noticed that real eggs often have a patterned shell. We had a cracking time creating splatter patterns for our Easter egg cards by flicking paint from a brush.... sorry for the spotty faces and jumpers!

The children learned about the animals born in spring who do not hatch from eggs. Using our small world animal figures, the children named each baby animal, pairing it with its parent.



For more fun Springtime facts and activities please follow this link to the Topmarks website:

[Topmarks Springtime Activities](#)

Easter Time



The children learned that Easter is a time when Christian people celebrate Jesus coming back to life and that this time is remembered with the symbol of a cross. We remembered that Jesus was the baby in the Bible story we shared at Christmas time. We watched a video about a little boy called Toby who was preparing for Easter Sunday. Please click on this link to enjoy watching this video with your child: [Let's Celebrate Easter](#)



Like Toby, the children had a wonderful time in the art studio creating beautiful flowers for an Easter cross.



In his drawing of the Easter Bunny, Archie reminded us that we see the symbol of the cross on our Hot Cross Buns.



A lovely drawing of a garden with flowers and Easter crosses.



The Easter Bunny left a surprise on Friday...an egg hunt! We found 5 clues hiding around the room (and a trail of carrots).

The children used Fred-Talk brilliantly to read the words in the clues which led to a basket full of yummy eggs.



Songs we have sung this week

'Spring Chicken'

A super fun number song with a great Springtime theme. As you sing along with your child, encourage them to represent the number of eggs in the nest with their fingers, counting down as each egg hatches. Can they tell you how many eggs are left each time a new chick hatches and explain how they know e.g. 2 chicks have hatched so there are still 2 eggs left because 2 and 2 makes 4.


Please click on the link below to enjoy a YouTube version of this song:

[Spring Chicken Song](#)



Books we shared this week


Each week we will share a collection of quality books with the children. They may be stories or information books. We try to link our books to the different areas of learning to help the children to deepen their understanding and to broaden their vocabulary. We also choose stories with no obvious link, just for pleasure. Below are the books we have shared this week. It is always good to revisit these books at home so that you can have conversations with your child about their experiences in school. If you do not have these books at home you may be able to find them at your local library or often there are video versions by searching the title on YouTube.



'Dora's Eggs'
by Julie Sykes



'We're going on an Egg Hunt'
by Martha Mumford



'Mr Bunny's Chocolate Factory'
by Elys Dolan

Still Life Painting

The Easter Bunny left a beautiful invitation to paint in our Art Studio with a vase of fresh daffodils and a Springtime colour palette. The children couldn't wait to get creative, looking so carefully at the colours, shapes, and patterns they could see on the daffodils. We are completely bowled over by their beautiful artwork...



Willow



Lily



Ivy



Maddison



Libby



Dolly



Lexi



Erin



Finley

Goodbye Mrs S

At the end of term, we all said goodbye to Mrs S who is moving on to ventures new. Amongst many other wonderful qualities, her super sense of fun, her love for the children and her brilliant art skills will certainly be missed. Good luck Mrs S!




goodbye Good Luck!

Libby's super picture of Mrs S in her flowery dress on her last day in Reception ... we love the glasses!

Celebrating children's learning

This week we celebrate some wonderful teamwork and problem solving captured in the photographs below.



During snack time, Harper, Arthur and Willow kindly noticed that the chalk tray needed cleaning. On taking it to the sink, they discovered it was too long to fit in the bowl. Working together, listening to each other's ideas and watching carefully how the water flowed, they worked out how to clean the tray without making a big watery puddle on the floor! Not only were they real Solve-a-sauruses, they also really displayed our school values of kindness and responsibility.

Read Write Inc. home learning:



Please click on the links below to access your child's home learning videos. Your child's group were assessed on Friday and below are the Special Friends sounds they need to continue practise:

[Special Friend ng](#)

[Special Friend nk](#)

[Special Friend igh](#)

[Special Friend ay](#)

[Special Friend ee](#)

[Special Friend ow](#)

Ask your child to join in with the video and read their speed sounds as quickly as they can:

[Speedy Special Friends Lesson 4](#)

Please support your child to practise their blending skills ('Fred Talk') to read each word and their segmenting skills ('Fred Fingers') to spell each word:

[Word Time Reading 1.7-5](#)

[Word Time Spelling 1.7-5](#)

[Word Time Spelling ow](#)

We wish you all a very happy Easter!

