

# Foundation Stage News

November 17<sup>th</sup> 2023

## Autumn Festivals



Through stories, images and video, the children have learned all about the Hindu festival of Diwali this week. We talked about the traditions linked to this special time and we compared them to those in festivals we celebrate.

They learned that little lights called Diva's are laid out in a row along the windowsill in Hindu homes to bring good health and wealth and that Hindus also create patterns to decorate their homes called 'Rangoli.' The children have even used objects and 2d shapes to create their own patterns. You can see some of these in our Learning Gallery page below.

We have also learnt about Mendhi hand patterns and after looking at some examples we tried to copy some of the patterns and designs to create our own.

To find out more about this wonderful festival, please follow this [Cbeebies Let's Celebrate Diwali](#) video we have also shared in school.







## Our Maths Learning this week

This week in Maths we have been working on our careful counting skills. We have practised accurately counting sets of objects using 4 key rules. We started off by watching the 'How to Count' Numberblocks video to introduce these rules to us and we then had a go at practising these skills for ourselves. There are some very careful counters in Acorns! Please see the Careful Counting Collectable attached to your email to reinforce these key skills at home. There are many opportunities in every day life to encourage your child to practise their careful counting skills, including counting the number of toys as you put them away, counting out cupcake cases as you bake, counting out shopping items etc.

**Careful counting** Reception **3** Collectable

Remember the careful counting rules:


-  Line the objects up (if they can be moved).
-  Give each object a number as you touch it.
-  Say the numbers in order as you count.
-  The last number you say tells you how many altogether.

Numberblocks Careful Counting episode link:


[BBC iPlayer - Numberblocks - Series 1: How to Count](#)

# Books we shared this week


Each week we will share a collection of quality books with the children. They may be stories or information books. We try to link our books to the different areas of learning to help the children to deepen their understanding and to broaden their vocabulary. We also choose stories with no obvious link, just for pleasure. Below are the books we have shared this week. It is always good to revisit these books at home so that you can have conversations with your child about their experiences in school. If you do not have these books at home you may be able to find them at your local library or often there are video versions by searching the title on YouTube.



Dogger by Shirley Hughes



Aesop's Fable 'The Ant and the Grasshopper'



'Kipper's Birthday by Mick Inkpen

## Read Write Inc. Phonics



This week in school we have been practising applying our phonic skills to write short simple words such as pig, pan, leg, cat, dog. We have focussed on matching the initial sound to a picture and then we had a go at saying the word in 'Fred Talk' together before writing the letter shapes down. We practised using our 'snappy crocodile fingers' to hold our pencil and used the handwriting rhymes we have been learning in phonics to write our letters with the correct formation. What super little writers the children have been this week.

At home please continue to support your child to write their name, using their name card to help them if needed. We are seeing such progress with this every day and we are very proud of all the children for working so hard.

Below are the links to a couple of phonic resources that you may find helpful to engage your child with their learning, including a fun, interactive game and a song.

[Phonics Pop \(ictgames.com\)](http://ictgames.com)

[Phonics Song 2 \(new ZED version\) - YouTube](#)



# Dates for your Diary



Below are a few dates for our Christmas events in Acorns:

**Tuesday 5<sup>th</sup> December at 2pm in our Acorns classrooms: Christmas Craft Event.** We would like to invite one adult per child to spend the afternoon with us making some fun Christmas crafts. All crafts will be supplied so just bring yourselves and have lots of fun with all the Christmas sparkle! **We ask that you please let us know who will be attending this event with your child prior to this day.**

**Wednesday 6<sup>th</sup> December: Acorns Christmas Dinner Day**

**Friday 8<sup>th</sup> December: Christmas Jumper Day and PTA Santa's Grotto visit in school**

**Tuesday, 12<sup>th</sup> December at 2.30pm in the school hall: Acorns Christmas Sing Song.** We would like to invite parents along to watch us sing a few Christmas songs to help us all get into the Christmas spirit. There will also be a yummy festive treat at the end of the afternoon! We hope to see you all there!

## In preparation for the week ahead:

Our focus story with the children over the next week is 'Stickman' by Julia Donaldson and we would like each child to **bring in a few sticks** for a creative activity. Could we please have these in on **Wednesday, 22<sup>nd</sup> November**.

We would like sticks that are about 40cm long.



## Junk Modelling Plea

We are on the hunt for some junk modelling resources. Objects like cereal boxes, kitchen roll tubes, we cannot accept the toilet roll versions for obvious reasons!

Anything that can be recycled and is clean would be ideal. The children love using these resources in our Art studio – they are always very popular and run out fast with so many busy hands creating their masterpieces!





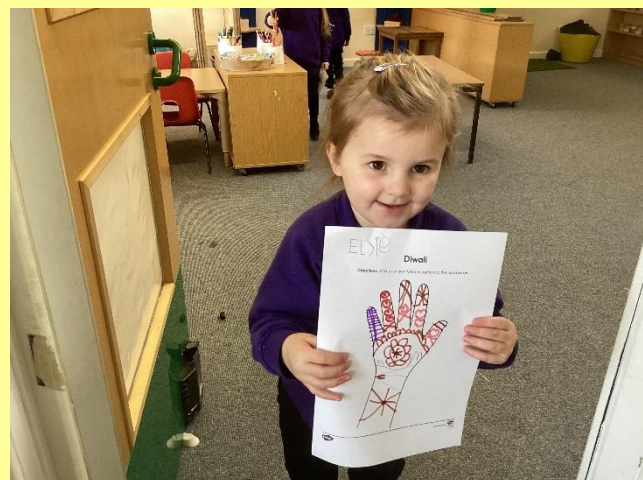
# Our Learning Gallery!



Look at our Rangoli patterns – we tried so hard to make them symmetrical.



We took great care when designing our own Mendhi patterns too. Take a look at our detailed designs. We looked carefully and talked about the shapes and patterns we could see before we created our own.





# Our Learning Gallery!

Look at my laptop design! Such a creative idea and it even has the Apple logo on the front.



We practised our careful counting skills – remembering the 4 rules and matching the correct numeral.

It has been a week full of numbers. We have been so interested in counting and have even started to represent numbers in our mark making.



**Have a lovely weekend!**