

Foundation Stage News

November 24th 2023



A super sticky story!

Our week began by sharing the wonderful rhyming story, 'Stick Man' by Julia Donaldson. The wonderful wintry illustrations sparked a discussion about the season of winter and the changes that happen at this time of year. The weather certainly performed for us this week with a chilly drop in temperature. The children noticed that the leaves and twigs are rapidly falling off the trees leaving them bare.


The fallen twigs and sticks brought in from home came in very useful for some creative learning. A mysterious Stick-lady appeared in class with a speech bubble which read "I am sad and lonely." (This also reinforced our Red Word learning - see Read Write Inc. below).

The children decided to use their sticks to create some stick friends. They chose their own materials from the art studio to decorate their character, thinking carefully about how they would join the materials together.




Books we shared this week

Each week we will share a collection of quality books with the children. They may be stories or information books. We try to link our books to the different areas of learning to help the children to deepen their understanding and to broaden their vocabulary. We also choose stories with no obvious link, just for pleasure. Below are the books we have shared this week. It is always good to revisit these books at home so that you can have conversations with your child about their experiences in school. If you do not have these books at home you may be able to find them at your local library or often there are video versions by searching the title on YouTube.



'Stick Man'
by Julia Donaldson



'The Gruffalo'
by Julia Donaldson

Songs we have sung this week

Here are the songs we have enjoyed this week. Please click on the links below to go to a YouTube version. You might also find your own alternative versions which the children will love to sing with you.



[I'm a little snowman](#)



[Snowflakes, snowflakes](#)



Top-secret!

We have also begun to learn the special top-secret songs we will perform for you at our Christmas Sing Song event on 12th December. We hope it will be worth the wait!

Number time this week

This week we have been exploring how numbers can be composed of 1's and from this we have investigated the composition of 3 and 4. We used the story of 'Goldilocks and the Three Bears' to explore the composition of number 3. The children prepared a picnic for the 3 bears and made sure they had 'just enough' of everything e.g. 3 bowls, 3 apples, 3 spoons etc. We tried to collect 3 items without having to count them and repeated the following sentence for each group of 3 objects:


'1 and another 1 and another 1 makes 3.'

Below are the links for the Numberblocks videos we have seen in school this week.

These would be useful to watch to help reinforce the learning.

Numberblock 3: [BBC iPlayer - Numberblocks - Series 1: Three](#)

Numberblock 4: [BBC iPlayer - Numberblocks - Series 1: Four](#)



Below you can see some of our learning in Maths from this week! We have started to show a lot of interest in our numbers now!

We have practised our subitising (recognising how many there are without the need to count) through a Lotto game, ordered sticks by length and even started to explore addition!



Read Write Inc. Phonics



In our phonics sessions, the children have enjoyed listening to Fred the Frog speak in sounds and are getting confident at hearing the words he is trying to say by blending the sounds together in their heads. They have also begun learning to make these words using magnetic letters or letter cards and then using 'Fred Talk' to read the words. You can practise this at home with your child using the video links below.

[Learning](#) to blend 2

[Learning](#) to blend 3

You might have some letter cards or magnetic letters your child can use to make their own words. Remember to say to your child "Fred Talk .read the word" before they begin to read each word. Saying 'Fred Talk' reminds them to say the sound for each letter, pointing to each with their finger as they do so. Saying 'Read the word' reminds them to then go back and say the whole word whilst sweeping their finger from left to right underneath the whole word. Click on this link [Blending](#) to see an instructional video to support you to practise blending with your child. If you notice your child is finding this a little too tricky, please use the links below to practise the skill of oral blending (this is hearing the sounds in order and blending them together to make the word). [Fred](#) Says colours [Fred](#) Says Zoo



Red Words

In our Read Write Inc. phonics this week the children also learned about 'Red Words'. When they progress to reading simple sentences, these words will be printed in red to help them spot them. A 'Red Word' is an irregular word. This means we cannot use 'Fred Talk' to read it as there is a letter or more in the word which does not follow the phonetic code e.g. when we say the word **put** the middle sound is an 'oo' sound, however when this word is printed, it contains an 'u'. We tell the children the 'u' is a tricky letter.

Before we read our Red Word cards, we remind the children **"You can't Fred a Red."**



This week the Red Word we learned to read and write was **I**

We used this word in a short sentence saying our names e.g "I am Miss Watkinson." Then we had a try at writing this short phrase leaving a finger space between our words so they didn't bump together.




Parents Evening

Parents evenings will now be held **before Christmas** instead of January. You will be able to **book appointments from today** on the **E-Shools App**. You should have received a letter when you collected your child today explaining how to login. You will be able to sign up for a **ten minute** appointment to discuss how your child has settled into school life and to find out about how they are progressing with their early learning. Appointments will start from next week and will run on Tuesday's and Wednesday's with Mrs Russell and on a Friday with Miss Drennan.

Sadly Miss Watkinson will not be back in school with us before Christmas as she is unwell. We are all missing her very much and wish her a speedy recovery. I know Miss Watkinson is looking forward to being back with the children again as soon as she is better.

Get well soon Miss Watkinson!






A super little 'stick-o-saurus creating a tower taller than Mrs Russell!



Look at our Stickman creations!



Practising our gross motor skills with water and brushes in the garden!



Writing our new red word 'I.'



Practising our scissor skills whilst creating snowflakes.

Wonderful small world play creating a farm!



Have a lovely weekend!