

# Foundation Stage News

November 3<sup>rd</sup> 2023



## Autumn Festivals

It was a super fun start back to school after the half-term break and the children were bubbling with news about their holiday adventures. They excitedly shared their plans for Halloween and we used this as a great opportunity for speaking and listening, specifically focusing on the skill of taking turns to talk.

The children have enjoyed developing a range of skills this week using the theme of Halloween to capture their interest and attention. We have explored printing in Art by using apples and paint. We then took an apple and used all of our senses to develop our language skills and the children came up with some fantastically rich language to describe how the apple looked, tasted, felt and sounded when we ate it, such as *crunchy, juicy, curved, sweet, round, hard, smooth, half* (to describe what happened when we cut it into two). We were super impressed! The children also worked on those all important fine motor skills by creating their own magical wands – weaving wool around a stick and attaching their own small decorations. We even used our sound knowledge to write our own spells – drawing pictures and attempting to label our pictures with the initial sound! What a busy and exciting week of learning for the children in Acorns!

We also met some exciting characters in our Maths learning – Numberblock 1 and Numberblock 2. You may have already seen these characters in the Numberblock series at home on CBeebies. This is a great educational programme to help develop your child's sense of number and to develop their knowledge and understanding of a range of Maths concepts. Follow the links below to meet the first two Numberblock characters and to help reinforce this week's learning with your child.

[BBC iPlayer - Numberblocks - Series 1: One](#)

[BBC iPlayer - Numberblocks - Series 1: Two](#)



## Songs we have sung this week

Here are the songs we have enjoyed this week. Please click on the links below to go to a YouTube version. You might also find your own alternative versions which the children will love to sing with you.



[5 little ghosts](#)




[The Skeleton Dance](#)



[5 Creepy Spiders](#)

# Books we shared this week


Each week we will share a collection of quality books with the children. They may be stories or information books. We try to link our books to the different areas of learning to help the children to deepen their understanding and to broaden their vocabulary. We also choose stories with no obvious link, just for pleasure. Below are the books we have shared this week. It is always good to revisit these books at home so that you can have conversations with your child about their experiences in school. If you do not have these books at home you may be able to find them at your local library or often there are video versions by searching the title on YouTube.




'I went Trick or Treating' by Paul Howard



'Meg and Mog' by Helen Nicoll and Jan Pienkowski



'Meg's Eggs' by Helen Nicoll and Jan Pienkowski



'Room on the Broom' by Julia Donaldson

## Read Write Inc. Phonics



This week the children have learnt the sounds 'l' and 'h' and we have spent the rest of the week further embedding sounds we have previously taught. As there are only a few links for this week's videos we have popped them below for you:

[Video for Letter L](#)

[Video for Letter H](#)

### Fred Talk Video Links

[Fred's Party](#)



[Fred's Town](#)

We have also assessed each child to see which sounds they can recall with ease and speed so that next week we can work with the children in smaller groups based on their individual next steps. For some children this will mean revising previously taught sounds to help develop their confidence and speed of recall before we move them on to the next set of new letter sounds. The video links we send home will match this teaching so please re-watch these with your child even if it is ones you have watched with them before. Your child may just need a little more time to practise and embed this learning. You can also reduce the number of letter sound cards in your child's book bag to ensure that there aren't too many letter sounds in the pack that they do not know. We would suggest that there is only one letter sound in the pack that your child doesn't know and then when they know this one you can add in another new one. This will help to keep your child feeling confident and hopefully eager to learn.

If you are feeling worried about your child's progress in phonics at all or would like any further advice please do not hesitate to come and see us as we are always more than happy to help.

# Acorns PE days

PE will be starting next week on Wednesday so please send your child to school on this day in their PE kit each week.

Mr Mayling will be delivering a PE session in our school Hall. Depending on the length of the activity, this will be either for all children or for half of the cohort. If your child does not work with Mr Mayling the first week, they will have a session the next.

Physical Development takes place every day in Reception, not necessarily in the form of a traditional PE lesson. Through a variety of indoor and outdoor activities we are developing your child's fine and gross motor skills. Below is an excerpt from our St Margaret's Reception Handbook:

## Physical Development

Physical development is about improving the children's skills of coordination, control and manipulation in fine and gross motor movements. Children are provided with a range of tools, objects and mark makers of various sizes to enable them to develop their control and understanding of safety. Continual access to the outdoor environment allows the children the space to play and experiment with larger resources. Through stories, play and real-life their understanding of self-care and of the benefits of having a healthy and active life are developed.

## Reading at home



As we move through this half of the Autumn term, we will be teaching your child to blend to read simple words using the letters they have learned (more information to follow). As soon as they become confident with this, we will introduce books containing simple words for them to practise this skill at home. As and when your child is ready for these books we will also pop a reading diary in your child's book bag and this is a place for you to let us know how they are getting on at home by making brief notes in the diary. Some of you may have already received one of these and we ask that these please come back into school with your child every day. Please do not panic if your child has not got a reading book yet as it is early days and they may just need a little more time to develop their letter recognition and blending skills.

It is still important to ensure your child reads their library book with you on a daily basis as this is where they will develop a love for reading and also develop early reading skills, such as turning the page. You can help to develop your child's language skills too by talking about the pictures and taking the opportunity to introduce them to new vocabulary.

# Our Learning Gallery!



Spooky Spells. Using our sounds to label our pictures.

Printing with apples and paint.



Water exploration!



Making potions using the pipettes.



Abracadabra! Look at our wands!

Collecting seeds from the pumpkins using tweezers.



Have a lovely weekend!