



# Foundation Stage News

October 20<sup>th</sup> 2023

## Once Upon a Rhyme




This week we have come to the end of our Nursery Rhymes mini-topic. Over the course of this topic we have listened to and joined in with a range of different Nursery Rhymes and poems and have used the themes in these rhymes to develop new skills across all areas of our curriculum. To support your child to recall their new learning, please have a look with them at our Nursery Rhymes 'collectable' attached to your email.

Whilst this specific topic has ended, we will continue to keep enjoying these songs and rhymes throughout the year as they have many early development benefits...

### When listening to and joining in with Nursery Rhymes, children will:

- Enjoy the comforting feeling of returning to songs which they heard at home or within their pre-school setting. This will help them to feel settled and safe in school.
- Enjoy the shared social experience of singing together with their new friends and teachers.
- Learn new words to build their vocabulary including words from the past or those which are not in their everyday repertoire e.g. water spout, pail, diamond.
- Tune into the sounds in words, noticing that some words sound the same e.g. rhyming words like cat/mat or alliterative words like 'Goosey, Goosey, gander.' Being able to hear these different sounds in words is an important early reading and writing skill.
- Develop early mathematical skills such as number order, counting, addition and subtraction
- Build their understanding of narrative structures needed for reading comprehension and story writing. The rhymes have a clear beginning, middle and end and children are required to listen carefully and memorise these sequences.
- Develop their physical fine and gross motor skills as they join in with actions with their hands and bodies.
- Begin to develop early musical skills e.g. keeping the beat, exploring the sounds which can be made vocally or with percussion instruments.



## Songs we have sung this week

Here are the songs we have enjoyed this week. Please click on the links below to go to a YouTube version. You might also find your own alternative versions which the children will love to sing with you.



[Incy Wincy Spider](#)



[Rain Rain Go Away](#)




[Little Miss Muffet](#)




[It's Raining It's Pouring](#)

# Books we shared this week


Each week we will share a collection of quality books with the children. They may be stories or information books. We try to link our books to the different areas of learning to help the children to deepen their understanding and to broaden their vocabulary. We also choose stories with no obvious link, just for pleasure. Below are the books we have shared this week. It is always good to revisit these books at home so that you can have conversations with your child about their experiences in school. If you do not have these books at home you may be able to find them at your local library or often there are video versions by searching the title on YouTube.




'Pete the Cat and the Itsy Bitsy Spider' by James Dean



'When I'm Feeling Angry' by James Dean



'Aaaargghh Spider' by Lydia Monks



'Incy Wincy Spider' by Keith Chapman

## Being a super Stick-a-saurus!

This week we were introduced to our learning dinosaur 'Stick-a-saurus.' This learning dinosaur was introduced through our nursery rhyme character Incy Wincy Spider. We talked about how Incy Wincy Spider didn't give up even when things got tricky and he persevered until he achieved his goal of climbing the water spout. We explained that Incy was being a 'stick-a-saurus' and we talked about why it is important to keep on trying and to persevere through challenge.

We will be developing this learning characteristic further over the next few weeks and celebrating with the children when we see them displaying this learning behaviour. We as adults often take opportunities to model being effective learners too and will explicitly share moments with the children in our learning that we find tricky. We might make comments such as "I didn't quite get it yet but I will keep on trying - I am not going to give up."

# Stick-a-saurus



# Name Writing and Fine Motor Skills



Over this last half term, we have spent lots of time working with your child to help them to develop their fine motor skills. Any activity that engages the small muscles of the body – such as the fingers and eyes – is a fine motor activity. Children need to develop their fine motor skills in order to accomplish all kinds of self-care tasks, play and participate in activities and learn to write. In school we have been taking part in lots of 'Funky Fingers' sessions to help us develop these skills. In these sessions we complete a series of finger exercises to help develop our hand, wrist and finger strength. Please see the handout attached to your email for further tips on how you can support your child with this at home. This handout also contains information about how you can help your child to learn to write their name.

## Time for PE



After half term the children will enjoy PE and Dance sessions. We will inform you about which day your child will be doing PE during the first week back and the sessions will then begin in week 2. On our PE day we ask that you send your child to school wearing:

- Black shorts, tracksuit trousers or leggings
- Plain white or purple school PE t-shirt
- Black plimsolls or trainers

As the weather is getting colder, we recommend tracksuit trousers or leggings rather than shorts. This will mean they are comfortable when learning outdoors later in the day. Your child can wear their school jumper or cardigan over the top of their PE t-shirt.

On PE/Dance days, longer hair should always be tied back so it is out of children's eyes. Earrings should be removed at home on these days.

## Sneezles and wheezles!




It is that time of the year when the children often pick up common viruses from one another and kindly bring them back home to you. Please could you reinforce the following at home to keep everyone as germ free as possible:

- After going to the toilet always flush the toilet, and then wash your hands with soap.
- Wash your hands thoroughly using soap to make lots of bubbles before washing it off!
- When you cough or sneeze, turn away from people or food, and cover your mouth with your hand or catch it in your elbow. Wash your hands afterwards.

We use the phrase '**catch it, bin it, kill it**' which means to sneeze or cough into your hand or tissue, put your tissue into the bin, and then wash your hands.

# Half-Term Holiday!

Well done to all of the children as they have completed their first Autumn half-term! A well-deserved break from school and an opportunity for some quality family time...



A calendar may be helpful to give your child a visual representation of the passing of time – a tricky concept for little ones. They can carefully count with you how many days they have off school, and notice or count-down when they are coming back. This should ease them through the transition back to school after the holiday.

# Super spidery learning!

On Friday, to end an Incy Wincy spidery-themed week, the children had a lot of fun making their own playdough spiders. They followed a set of visual instructions and practised carefully counting out 2 eyes and 8 legs for their spider (some with a bit of support to get this accurate).



We also created our own webs by threading wool through holes on paper plates. We didn't give up and had to be super 'stick-a-sauruses' to complete this challenge!



Look at our friendship web built out of love, compliments, respect and kindness. We used a ball of wool to connect everyone in our Acorns school family!



# Our learning gallery

We created rain makers out of recycled materials and explored the best fillings to use to make them sound like the gentle pitter patter of rain.



Come fly with me.....

What wonderful building work in the construction area this week. This detailed aeroplane model inspired many others in their play too and we soon had many members of Acorns helping to add embellishments and develop a narrative.



We have seen some beautiful letter formation practise in Acorns this week. We have been using our handwriting rhymes to help and of course remembering our 'snappy crocodile' fingers when holding our pen!



The children were all very excited for Fred Frog this week when we learnt our new letter 'f' sound. The children quickly pointed out that Fred's name started with a 'f' sound and wanted to make him feel very special on his letter day by making him cards and pictures. Look at some of our early writing and attempts at using the sounds we have learnt! Well done boys and girls and Fred says: "th-a-nk-s!"