

Foundation Stage News

December 2nd 2022

Elf on the Shelf

The children were so excited to welcome a little visitor into class this week. Santa had sent an elf to join us in school as we prepare for Christmas. The children decided they needed to show our little friend that they were being super 'Bucket Fillers' so he could let Santa know. We had a lovely discussion about all the kind and helpful things we can do at home and in school in the run up to Christmas.


Our little elf decided a shelf wasn't the only place he could sit and tried out a log, a hat and a mat. The children used their super 'Fred Talk' skills to write these words for him.

A really big thank you to a very kind parent who knitted some jumpers for our little elf. A purple one so he would feel like a member of our school family and a Christmas one for our party day on Monday! We will definitely need to read the story of the Elves and the Shoemaker next week!




Books we shared this week

Each week we will share a collection of quality books with the children. They may be stories or information books. We try to link our books to the different areas of learning to help the children to deepen their understanding and to broaden their vocabulary. We also choose stories with no obvious link, just for pleasure. Below are the books we have shared this week. It is always good to revisit these books at home so that you can have conversations with your child about their experiences in school. If you do not have these books at home you may be able to find them at your local library or often there are video versions by searching the title on YouTube.



'One Snowy Night'
by Nick Butterworth



'Diamond in the Snow'
by Jonathan Emmett

Number time this week

In our number time this week the children have been exploring the mathematical concept of **parts** and **wholes** as the very start of their learning about the composition of numbers. By investigating their own bodies and using familiar toys they have begun to understand that whole things are often made up of smaller parts and that a whole is, therefore, bigger than its parts.

We talked about our new mathematical words in detail this week to ensure there were no misconceptions i.e. that a 'whole' is not the same as 'a hole' and when we talk about 'a part' that this is not the same as 'apart'.

The children practised using their new mathematical words in sentences in a variety of contexts to explain their thinking:

"My hand is a part of me and the whole of me is Sally."

"My whole robot is made out of 4 parts."


"There are 6 parts in the whole pizza."

"I ate my whole apple."

Once the children were familiar with this new vocabulary, we went on to explore the concept of 'parts' and 'wholes' in number (otherwise known as the 'composition' of number). Using the Numberblock character 4 and four green linking bricks we explored the different parts which could make up this number:



"1 is a part and 3 is a part. The whole number is 4."



"2 is a part and 2 is a part. The whole number is still 4."



"1 is a part and 1 is a part and 1 is a part and 1 one is a part and whole number is 4."

Letter formation

A few parents have asked if the children can practise writing their letters in the little green speed sounds books...absolutely! We recommend this as an adult supported activity at home so that you can ensure your child is holding their writing tool correctly and following the correct formation.



When your child practises their handwriting at home, please help them to remember the handwriting phrase for each letter – you will find these phrases with each sound in the little green sounds book. Before writing on the page, ask your child to say the phrase aloud as they write the letter shape in the air with their magic pointy finger.

We recommend practising letter formation in a variety of multisensory ways. Here are a few ideas for you to try at home:





Below are links to a Read Write Inc. video which you can watch with your child to reinforce the sounds they learned last week. They will be proud to show you what they have learned. The following links will be accessible for 10 days. [Letter x](#)

We have also introduced the sound 'qu' as in 'queen'. We refer to this as a 'Special Friends' sound, telling the children that two letters have made friends and together they make only one sound.

[Special Friend qu](#)

To ensure that the important vowel sounds were fully embedded we chose to revise a, e, i, o and u. Please check that your child can confidently recognise and say the sound for each of these letters and use the following links to revise any which your child is unsure of:

[Letter a](#) [Letter e](#) [Letter i](#) [Letter o](#) [Letter u](#)

In our phonics sessions, the children have enjoyed listening to Fred the Frog speak in sounds and are getting confident at hearing the words he is trying to say by blending the sounds together in their heads. They have also begun learning to make these words using magnetic letters or letter cards and then using 'Fred Talk' to read the words. You can practise this at home with your child using the video links below.

[Learning to Blend 5](#)

[Learning to Blend 6](#)

You might have some letter cards or magnetic letters your child can use to make their own words. Remember to say to your child "Fred Talk...read the word" before they begin to read each word. Saying 'Fred Talk' reminds them to say the sound for each letter, pointing to each with their finger as they do so. Saying 'Read the word' reminds them to then go back and say the whole word whilst sweeping their finger from left to right underneath the whole word. Click on this link [Sound Blending](#) to see an instructional video to support you to practise blending with your child. If you notice your child is finding this a little too tricky, please use the links below to practise the skill of oral blending (this is hearing the sounds in order and blending them together to make the word).

[Fred Says Feelings 2](#)

[Fred's Adventures at the Aquarium](#)



It's showtime!




Just a reminder that our Reception Christmas Show will be held in the school hall on Thursday 15th December from 1:30pm.

We will be making some special festive props for the children to hold or wear during the show. Ideally, we would really like them all to be wearing plain black clothes for the performance e.g. black t-shirt/top/jumper, black joggers, leggings or tights. A printed item of black clothing could be worn inside out. We would also like them to wear their plimsols during the show if you have not already sent a pair into school.

We would like you to send your child's outfit into school in a named bag by **Friday 9th December** so we can hold a dress rehearsal early the following week. As always, please ensure each item you provide is clearly named.

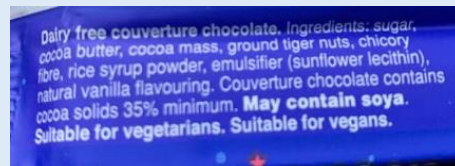
Please come and speak to us if you have any queries about this.



Off to the pictures!

Our wonderful PTA are putting on a festive cinema event in the school hall on Wednesday morning for Reception and Year One children and have chosen a delightful Christmas film for them to watch.

As a little tasty treat, they will also give your child a small Cadbury's Dairy Milk bar. Children with a dairy intolerance will be given a MilkyWay magic star bar. Please see ingredients below:



Party day tomorrow

Tomorrow is our Christmas lunch and party day in Reception. The children are all invited to join our little elf in wearing a Christmas Jumper over their school uniform.



Have a lovely weekend!