


Foundation Stage News


March 3rd 2023

What is down under the ground?

We began the week by meeting the fictional character 'Superworm', the super-strong worm who lives under the ground. The children started to think about what else they might find down in the soil. We have started to read a brilliant information book, 'The Street Beneath My Feet', to help find out more. Please click on the link below with your child to see a video sharing of this book on YouTube.



[The Street Beneath My Feet](#)



The children are learning that some things belong underground...it is their home e.g. plant roots, animals, insects. They also discovered that humans put things underground such as pipes, wires and tunnels. Even pirates like to use the underground to hide their treasure! When reading the story 'Superworm' they noticed some surprising items in the soil, such as buttons, and wondered how they might have got there.


Home learning
idea:




Perhaps for home learning this week, you could look down underground with your child to see what you can find e.g. under the soil, under a stone or log, under the sand on the beach. We would love to hear about or see what you discover.

Books we shared this week


Below are the books we have shared this week. It is always good to revisit these books at home so that you can have conversations with your child about their experiences in school. If you do not have these books at home you may be able to find them at your local library or often there are video versions by searching the title on YouTube.



'Superworm'
by Julia Donaldson



'The Underground Dance' by Tony Mitton



'Wiggling Worms at Work'
by Wendy Pfeffer

Carousel Time!

As we move through the Spring Term, we have now added an additional session to our day in Reception called 'Carouse Time'. This is a small step towards the learning style which the children will experience in Year One and a great way to experience 'adult-led' learning. Carousel Time is a fun 20 minutes where the children are given a learning challenge which we have chosen for them. Each of the activities in the Carousel for the week are linked to an area of development in our curriculum and will support them to practise the skills and concepts we have previously taught them. Each day they will move on to the next activity, completing all four by the end of the week.




World Book Day



We had great fun on Friday celebrating books and reading. It was wonderful to see the children all dressed in their book character costumes, they had great fun talking with their friends and teachers about the book they were representing. Thank you for supporting this event, as we know it can come with a little creative stress!

We had a special visit from Mr Hughes, three Year 6 children and our school values superhero 'Kind Kevin' who came over to Reception to read us the story 'The Day the Crayons Quit' by Drew Daywalt. This was our first taste of a Friday assembly, and the children loved spending time with Mr Hughes showing their brilliant listening skills. To find out more about our school values superheroes, please click on this link: [Our School Values Superheroes](#)



Some snaps of the day:



Inspired by the story, the children enjoyed exploring shape and colour...creating an outline with a black crayon and carefully colouring the spaces.



Which colour crayon will you be? Exploring how to make a paper circle into a cone shape to fashion a crayon hat.



Young authors at work ...



Sparkling smiles

This week we got started with our new toothbrushing routine and the children LOVED it! We are so proud of how well they have learned the steps to ensure they safely and thoroughly clean their teeth.



Step 1

Take your brush from the 'Brush Bus'...make sure it has your name on it.



Step 2

Sweep the toothpaste towards you with your toothbrush.



Step 3

Turn over the timer and start brushing...keep going...front ones...back ones...inside, outside...keep going for 2 minutes!



Step 4

Spit the toothpaste out. Wash your brush clean but remember not to wash out your mouth or have a drink for a little while to let the toothpaste do its job.

Hometime

We thank you for your patience at hometimes as we know it can take quite a while to safely send the children out to you. We understand this can be frustrating if you are at the end of the queue on a cold or wet day.



We will try our hardest to speed this up as best we can by asking you to wait until the end if we have a message to give you (unless it is a quick handover of an accident slip). Can we also ask that you wait until all the children have been dismissed if you need to speak with a member of staff. Remember you can always get a non-urgent message to us by sending an email directly to:

foundation@st-margarets.torbay.sch.uk

We are also going to trial the use of a message box which we will place by the gate and will check each morning and afternoon.

Read Write Inc. home learning:



Please click on the links below to access your child's home learning videos. Your child's group were assessed on Friday and below are the Special Friends sounds they need to practise:

[Special Friend sh](#)

[Special Friend th](#)

[Special Friend ch](#)

[Special Friend ng](#)

[Special Friend nk](#)

Please support your child to practise their blending skills ('Fred Talk') to read each word and their segmenting skills ('Fred Fingers') to spell each word:

[Word Time Reading I.4-3](#)

[Word Time Spelling I.4-3](#)

Have a lovely weekend everyone!