



Acorns Newsletter



September 22nd 2023

Huddle Time

'Huddle Time' in Reception is a time when we gather together in smaller groups led by an Acorns staff member. This is an opportunity to play learning games, sing songs, listen to stories and to get to know each other.


This week the children were excited to find out which 'Huddle' group they now belong to in Reception. These are the names of our four Huddle groups:




If your child cannot tell you which Huddle they belong to just yet, come and ask us and we can let you know so you can help them to remember.

Books we shared this week


Each week we will share a collection of quality books with the children. They may be stories or information books. We try to link our books to the different areas of learning to help the children to deepen their understanding and to broaden their vocabulary. We also choose stories with no obvious link, just for pleasure! Below are the books we have shared this week. It is always good to revisit these books at home so that you can have conversations with your child about their experiences in school. If you do not have these books at home, you may be able to find them at your local library or often there are video versions by searching the title online.




'At School' by Roderick Hunt and Alex Brychta.



'Pete the Cat, Rocking in My School Shoes' by Eric Litwin.



'The Bear Who Would Not Share' by Oakley Graham and Lizzie Walkley



'The Invisible String' by Patrice Karst.



This week, we will begin our teaching of the sounds that each letter of the alphabet makes, and the shape of the corresponding letter.

Our pace of teaching is fast – your child will be learning one new letter each day. To help them to keep up with this pace we will send you a link to a short 8-minute letter video for you and your child to watch together at home after school. This will help them to remember their new learning.

Each week, we will send you 5 letter video links in one go with a timetable of teaching. Please wait until the end of the day indicated on the week plan to watch the video with your child.



As you help your child to say the sound for each letter, it is really important you produce the sound in its purest form when you model it for your child e.g. when saying the sounds for the letters 'm' 's' and 't', ensure you say 'mmm' not 'muh', 'sss' not 'suh' and 't' not 'tuh'. This can take a little practise!

To help you, please follow the link below to a Ruth Miskin (Read Write Inc.) video explaining sound production further and a model of how to pronounce each sound.

[How to say the sounds](#)



Meeting Fred



Fred the frog is used in our Phonics teaching as a playful and engaging character who speaks in 'sounds' rather than in 'words'. We call this 'Fred Talk'. Listening to 'Fred Talk', helps the children to hear that all words are made up of individual sounds (an important pre-reading step).

We will be playing a game with Fred each day during our 'Huddle Time' where we will listen to Fred speak and we will ask the children to work out the word he is saying. They will be using a skill called 'blending', whereby they listen to a series of sounds in order then 'blend' them together in their heads to discover the word. Please click on the link below to see 'Fred Talk' in action:

[Fred Talk Game – body parts](#)

Meeting our cuddly friends

This week the children will begin to get to know our very important cuddly friends. We use these toys in Acorns to help the children to learn and keep their 'Acorns class promises'.

We use stories to introduce each character, and refer to them during the school day as we help the children to problem-solve and regulate their feelings and behaviour.

We will keep you updated on each character as they are introduced.




School belongings notice

Just a quick update following a few queries we have had this week.

During the day, your child will be offered a fruit snack and milk. Unless your child has specific dietary needs, you do not need to send any additional snacks into school for your child.

If your child needs a change of clothes during the day, we will provide them with spare clothing from our store. Please do not send additional clothing into school in your child's book bag as it makes it too bulky to fit into their tray. Please can we ask you to wash the items of clothing borrowed, and return them to us as soon as possible. We understand you may need a couple of days for this.



Our learning gallery



Nellie says...



We listen

Singing our favourite songs
in Huddle Time.

Mr Wobble says...



We are
kind and gentle


Mr Fletcher and Mr Wobble
taught the children about being
kind and gentle with their hands.



Learning about 'controlled
aggression' with the punchbag.

Our learning gallery

Demonstrating superb 'careful counting' with the teddy bear counters.



Some super creations in the art studio and on the big board.



Getting the hang of lunchtimes in the big school...yummy scrummy!