



Acorns Newsletter

October 21st 2024



Read Write Inc. Phonics



We have now started our phonics teaching in school and the children have had super fun learning six new letter sounds and shapes over this last 2 weeks (m, a, s, d, t, i). Please find below some video links for you to use at home to help reinforce their learning in school. These links will also help you to see how we are teaching the sound each letter of the alphabet makes and the corresponding letter shape.

[Letter m](#)

[Letter d](#)

[Letter a](#)

[Letter t](#)

[Letter s](#)

[Letter l](#)



At the end of this week we will pop the handwriting sheets in your child's book bag for the letters m, a, s, d, t, i. We encourage you to find a few minutes to complete these sheets over the next couple of weeks. You will spot the handwriting letter rhyme that we teach the children on these sheets too. Please help your child to say this rhyme as they write their letters. There is also a useful set of sounds cards that you can purchase on Amazon if you should wish to. These are by no means a necessary purchase but if you are looking for a resource to help your child practise their sounds then these are fabulous. You can flash them up to your child and help them to practise recognising the sounds we have taught so far. Here is the link to these sound cards: <https://www.amazon.co.uk/Read-Write-Inc-Home-Flashcards/dp/0198386710>

As you help your child to say the sound for each letter, it is really important you produce the sound in its purest form when you model it for your child e.g. when saying the sounds for the letters 'm' 's' and 't', ensure you say 'mmm' not 'muh', 'sss' not 'suh' and 't' not 'tuh'. This can take a little practise!

To help you, please follow the link below to a Ruth Miskin (Read Write Inc.) video explaining sound production further and a model of how to pronounce each sound.

[How](#) to say the sounds



After the children have learned their new speed sound in school, they will then play a game with Fred the Frog. We tell the children that Fred cannot speak in words like we do, he speaks in sounds e.g. We say 'cat', Fred says 'c-a-t'. The children are required to listen carefully to each individual sound in order and put them back together in their head to make the whole word. This early reading skill is called 'oral blending'. Please follow this link to a Fred Game you can play at home [Fred](#) says actions



Songs we have sung in school

In Acorns we LOVE music and singing as it plays such an important role in early childhood development. Here are some reasons why we think singing is so important:

Building their vocabulary by hearing and learning new words.

Exposure to grammar, sentence construction and word order.

Building their knowledge of the different parts of speech e.g. adjectives and verbs.

Strengthening respiratory muscles and optimising breathing.

Building knowledge of the world with thematic songs.

Learning new concepts such as counting.

Feeling good! Singing releases endorphins which is good for health and happiness.

Memory skills are developed as they learn to listen to all the words and remember what they have heard.

Finger rhymes and songs are great for developing the fine muscle movements in fingers.

Developing listening and concentration skills as they tune into the sounds and words.

Big movement songs help to build body coordination, strength and control.

Being able to recall what they have heard in the right sequence – an important early skill for reading and writing.

Hearing sounds and sound patterns in words e.g. rhyme and alliteration.

Building confidence and a sense of self-identity and self-expression.

These are the songs we have been enjoying in school. Please click on the links below to go to a YouTube version. You might also find your own alternative versions which the children will love to sing with you.



[Dingle Dangle Scarecrow](#)




[Wheels on the Bus](#)

Books we shared


Here are some of the books that we have shared during our huddle time. You can find video retellings of these books on YouTube if you wish to enjoy them with your child at home.




'Pumpkin Soup' by Helen Cooper



'Aaaarrgghh Spider' by Lydia Monks



'Pete the cat and the itsy bitsy spider' by James Dean



'Farmer Duck' by Martin Waddell

PE

After half term the children will enjoy PE and Dance sessions on a **Monday** with our specialist PE teacher Mr Mayling . Please send your child to school on this day every week dressed in their PE kit:

- Black shorts, tracksuit trousers or leggings
- Plain white or purple school PE t-shirt
- Trainers

As the weather is getting colder, we recommend tracksuit trousers or leggings rather than shorts. This will mean they are comfortable when learning outdoors later in the day. Your child can wear their school jumper or cardigan over the top of their PE t-shirt.

On PE/Dance days, longer hair should always be tied back so it is out of children's eyes. Earrings should be removed at home.

Scarecrow Trail: Curriculum celebration event for Reception parents

On Thursday 24th October we would like to invite you to come and join our curriculum celebration event. As our learning is more play based in Reception we will be holding an Autumn scarecrow trail in the school orchard for you to take part in with your child. There will be some fun activities to complete and an opportunity for your child to show you their learning. Please collect your child from their class at 2.45pm – we will send your child out to you with their home time belongings. This means that they can then go straight home at the end of the event. We will then ask you to wait until we have a large enough group and a staff member will then lead you up to the school orchard. For safeguarding purposes before you leave the orchard to go home we ask that you inform a staff member so that they can sign you and your child out.

We look forward to seeing you there to share some of our Autumn learning!



Our learning gallery



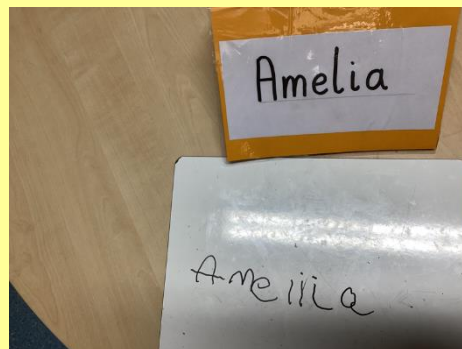
Cutting ssss snakes!



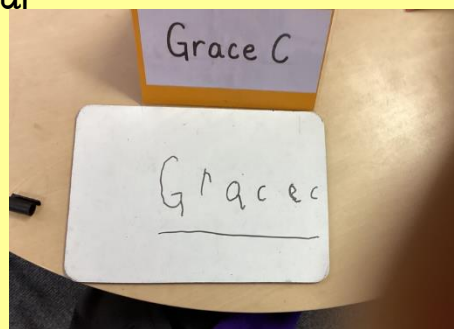
Phonics Time with Fred!



We love how you are practising writing your letter a!



Look at our name writing!



Our learning gallery



An Autumn collage – using leaves to create a hedgehog. Excellent fine motor practise.



Social skills and creating a group scarecrow!



Artists at work...Painting autumn leaves! Learning to put on an apron, keeping the colours separate and popping our finished masterpiece on the dryer.

Exploring Autumn colours – we learnt about the different colours you see at Autumn time!

