

# Foundation Stage News

March 29<sup>th</sup> 2024

## Spring has sprung!

The children have been buzzing with excitement this week as they prepared for Easter.

The week began with a surprise letter from a very special bunny who told the children that Spring had arrived and it would soon be time for Easter. The children had a think about all the signs of Spring they had noticed as they played outside and walked around the school grounds.

You can help your child to continue to notice these changes over the next few weeks as you explore out and about together. Click on this link to download a 'Signs of Spring' spotter activity:

[Cbeebies Springo Card](#)



The Easter bunny (who loves eggs) asked us the question, 'Do all eggs have chocolate inside?'. Using information from pictures, books and videos the children got busy finding out which creatures hatch from eggs. They began to use language of classification as they grouped these creatures e.g. birds, fish, spiders, insects and reptiles.

## Spring Art

The children had a cracking time learning to make a print with paint on their Easter cards. Below are the steps we followed. The children were fascinated to see the outcome as they lifted their paper off of the paint.



1.



2.



3.



4.



To children,  
Spring has sprung and it is nearly Easter Sunday!  
I am getting my eggs ready. Do you think all eggs have chocolate inside?  
Love from,  
Easter Bunny  
Xxx



### All about Spring



For more fun Springtime facts and activities please follow this link to the Topmarks website: [Topmarks Springtime Activities](#)

# Easter Time



The children learned that Easter is a time when Christian people celebrate Jesus coming back to life and that this time is remembered with the symbol of a cross. We remembered that Jesus was the baby in the Bible story we shared at Christmas time. We watched a video about a little boy called Toby who was preparing for Easter Sunday. Please click on this link to enjoy watching this video with your child: [Let's Celebrate Easter](#)



We really enjoyed creating our Acorns Easter tree and exploring Miss Baker's Easter garden!



The Easter Bunny left a surprise on Wednesday...an egg hunt! We found 10 egg posters hidden around Acorns and used our subitising skills to write how many of each egg design we saw.



We were also very busy writing letters to the Easter Bunny. We thought of some kind messages to fill the Easter Bunny's bucket! We then practised writing some of our red words (the words we cannot Fred Talk and just have to remember how to write) along with our Fred Talk skills to write a short sentence or phrase e.g. *I love you, you are kind.*



love

you



Once we had completed the egg hunt we discovered a basket full of chocolate eggs and we enjoyed problem solving how to share them fairly to make sure we all had an equal amount!



# Songs we have sung this week

## “Spring Chicken”

A super fun number song with a great Springtime theme. As you sing along with your child, encourage them to represent the number of eggs in the nest with their fingers, counting down as each egg hatches. Can they tell you how many eggs are left each time a new chick hatches and explain how they know e.g. 2 chicks have hatched so there are still 2 eggs left because 2 and 2 makes 4.


Please click on the link below to enjoy a YouTube version of this song:

[Spring Chicken Song](#)



# Books we shared this week


Each week we will share a collection of quality books with the children. They may be stories or information books. We try to link our books to the different areas of learning to help the children to deepen their understanding and to broaden their vocabulary. We also choose stories with no obvious link, just for pleasure. Below are the books we have shared this week. It is always good to revisit these books at home so that you can have conversations with your child about their experiences in school. If you do not have these books at home you may be able to find them at your local library or often there are video versions by searching the title on YouTube.



‘Dora’s Eggs’  
by Julie Sykes



‘We’re going on an Egg Hunt’  
by Martha Mumford




‘Mr Bunny’s Chocolate Factory’  
by Elys Dolan

# Still Life Painting

The Easter Bunny left a beautiful invitation to paint in our Art Studio with a vase of fresh daffodils and a Springtime colour palette. The children couldn't wait to get creative, looking so carefully at the colours, shapes, and patterns they could see on the daffodils. We are completely bowled over by their beautiful artwork...





# Composition of 5



5


<https://www.youtube.com/watch?v=jj3N5ihqYjl>

This week we consolidated our understanding of the composition of number 5. We learnt about the different parts that make up the whole number 5 through the nursery rhyme 'Five Little Speckled Frogs.' We used the statement '**5 is made from...**' to talk about the ways 5 is made e.g. '5 is made from 3 and 2.' At the end of the week we had a go at identifying a missing part when we knew the whole number and one part e.g. there are 5 frogs altogether and 2 are on the log so how many are hidden in the pond? The children used their fingers to help them if they were a little unsure. Below is a little missing number challenge for your child to have a go at. You could show them the image on your screen and ask them if 4 frogs are on the log how many are hidden in the pond to make 5?



# Our Learning Gallery

Last week's learning about dinosaurs! Look at the mystery egg Stripy found! We decided it was a fossilised dinosaur's egg!



Dinosaur Number Hunt!



Exploring numbers!



Creating our own spring chickens using 2d shapes! We learnt to make the wings by cutting a circle into 2 parts to make semi-circles!



Fabulous small world play creating a very large scale train track!

## Parents Evening:

Please sign up for a parents evening appointment on the E-Schools App. These are ten minute appointments for us to discuss your child's progress in school. Parents evenings will be running in the second week back after Easter on the 23<sup>rd</sup>, 24<sup>th</sup> and 25<sup>th</sup> April. If you have any difficulties booking an appointment please come and ask our lovely ladies in the office after the Easter break who will gladly help you sort any technical difficulties!

## Read Write Inc:

Please look out for a separate email containing your child's phonics video links for the holidays. It's really important to spend a little time over the break watching these videos and reading your child's books with them to help them practise and consolidate their learning in school. Please also remember to enjoy daily story times at home with your child to help develop their love for reading – a little trip to the library could be a lovely Easter holiday activity!

We really appreciate your support!

**We wish you all a very happy Easter!**

