


Foundation Stage News

July 14th 2023



Busy Bees!



Your little ones have been super busy this week learning all about the wonderful and fascinating life of bees. Using information books, they have learned that there are different types of bees and of how they work well as a team to look after each other, just as we do in our own families and our school family.

The children learned about how bees make their honey and the important role that plants have in this process.


Please follow this link to enjoy a great selection of videos all about Maddie and her Beekeeping to learn more about these amazing creatures with your child:

[Beekeeping with Maddie](#)



Tessellation

The children looked closely at a bee hive. We noticed that the cells which hold the honey are hexagonal shaped. The children looked at the properties of the hexagon to try to work out why they fit together so well. "It has got 6 straight sides...they match up." They learned that when shapes fit together without leaving any spaces, we call this tessellation.




The children explored the different bee hive shapes they could create with their hexagons. **A home learning idea:** Explore a range of other 2D shapes. Do they tessellate? What shapes can you create? We would love to see what you discover!

Books to share at home with your child


Below are some wonderful stories to share with your child at home to support them to deepen their understanding and further broaden their language as you discuss their learning in school this week. If you do not have these books at home, you may be able to find them at your local library or often there are video versions by searching the title on YouTube.




'The Honeybee and the Robber'
by Eric Carle



'Please please the Bees'
by Gerald Kelley



'The Very Greedy Bee'
by Steve Smallman



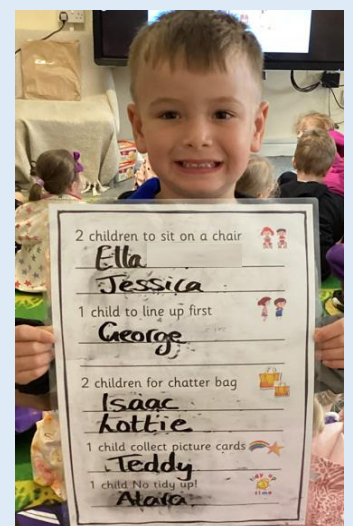
'Are you a Bee?'
by Judy Allen and Tudor Humphries

Feeling Proud!

As we near the end of the school year, we have been talking with the children about all they have achieved in Reception. We talked about what being 'proud' feels like and how it makes others feel too. We also talked about the meaning of the word 'progress' and how if we have not yet achieved a goal we have set ourselves yet, we are 'on our way'. On Friday, we had a lovely circle time together and listened to each other share the achievement each of us are most proud of.



So lovely to see excited, proud faces at 'Privilege Time'.



I feel proud because...

"I learnt how to ride a bike."

Rory

"I can ride a bike with 2 wheels on the back."

Ayla

"I'm proud of everything I do!"

Ella-Mai

"I can do back flips!"

Teddy

"I learnt how to ride a bike."

Ryley

"I went on a boat for the first time."

James P

"I did learning phonics."

Cassidy

"I go in the swimming pool."

Lilia

"I am super strong."

Oliver

"I am proud of my writing."

Ella

"I can do good tidying up."

Cody

"I can ride a bike with 2 wheels!"

Amelia

"I learnt about bugs and found them a home."

Kirsten

"I built a dragon in the building area."

George

"I can ride my scooter really fast."

Jessica

"I touched the snails in the garden!"

Rose

"I'm proud of everything!"

Luna

"I made my own Hulk costume."

Chase

"I can do basketball and football."

Lenny



Don't wait until you reach your goal to be proud of yourself. Be proud of every step you take.

Karen Salmon

"I can ride a pedal bike!"

Isaac

"I can ride a scooter with 2 wheels."

Addi

"I touched a turtle shell and it didn't bite."

Nellie

"I can ride a balance bike!"

Eloise

"I got the Chatter Bag with all my tokens for being kind."

Junior

"I can ride a bike."

Poppy

"I'm proud of everything I do!"

Lottie

I feel proud because...

"I got a privilege to do the picture cards." **Archie**

"I made new friends and I can do colouring inside the lines." **Lily**

"I can do making at the Art table." **Erin**

"I can spell some words without Fred-Talk!" **Lexi**

"I know how to write the word 'love'...l o v e." **Lola**

"I've learnt maths..10 add 10 equals 20." **James**

"I am a Share-onyx." **Maddison**

"I can do Fred Talk now." **Ario**

"I can count up to 48!" **Isabella**

"I can balance on the scooter now!" **Oliver E**

"I got faster with my running." **Arthur**

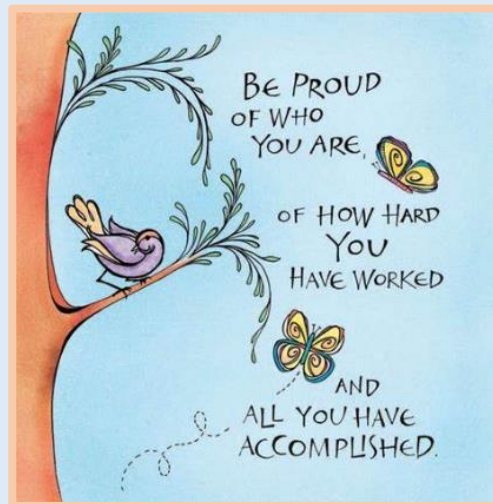
"I can ride a bike. I like our school bikes." **Harry**

"I can count up to 259 now!" **Olivia**

"I can count to 102." **Finley C**

"I am good at sitting down on the Carpet." **Oliver G**

"I am good at counting and reading." **Ethan**



"I am good at sharing." **Asiya**

"I am a good friend and I hug them every day." **Aiston**

"I'm really good at building train tracks now!" **Liam**

"I know my letters." **Evelyn**

"I can do great sitting and I can stand still at lining up time." **Zachary**

"I can count to 100!" **Ivy**

"I am proud of getting tokens because I am good at tidying up." **Finley G**

"I can run around really fast...even when it's rainy!" **Willow**

"I can do a Crab stand." **Harper**

"I can sit nicely." **Effie**

"I am good at tidying up." **Jude**

"I got the Chatter Bag for being kind...and I'm not shy now!" **Oliver A**

"I'm really good at sharing." **Libby**

"I'm really good at helping people." **Dolly**

Celebrating children's learning

What super Think-a-docus you are Luna, George, Ayla, Cassidy, Poppy, Chase and Teddy! You remembered how to share out a number evenly in this buzzy bee number challenge to solve the problem for the bees.



It's nearly picnic time!

We hope to see you this Wednesday 19th July from 3:30pm – 4:30pm on the school field for our annual Early Years picnic. We look forward to welcoming our new Reception cohort and to spend time with the wonderful Year One teaching team.



Please bring a picnic, a rug and the sunshine too!

Summer holiday reading

Please provide your child with a regular reading routine during the holidays in order that they can maintain the superb progress they have made this year. You can access a selection of reading books on the Oxford Owl website. Please use this link to take you to the login page: <https://www.oxfordowl.co.uk>

Please select the 'login' tab at the top right-hand corner of the page, then enter the following details to access the reading books (please leave spaces as below):

Username: ash elm 2021 **Password:** lockdown2

Please click on the 'Read Write Inc eBooks' tab which will take you to a selection of RWI reading books of differing levels.



See you all next week for our special final week in Reception Class.

