


Foundation Stage News

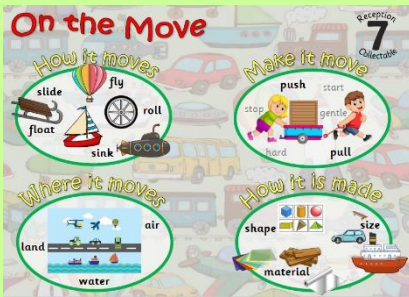
April 21st 2023



Our theme for learning this term:

This term, our theme for learning is 'On the Move'. In their 'Understanding the World' learning they will find out about different types of transport, how they work and how and why people use them. We will be encouraging them to reflect upon, and relate this to, their own experiences of using transport, and use their developing language skills to recount an event that happened in the past.

Tapping into your child's natural curiosity, your little scientists will be exploring force and motion through carefully planned play experiences. They will consider how and why things move, and how different things might affect this e.g. the weight of the object and the surface material it travels on.



Please have a look on our school website where you will find our Knowledge and Understanding 'On the Move' collectable. This provides you and your child with a keepsake prompt of their learning.



Our learning this week:

We started our week by sharing the story of 'Noah's Ark'. The children learned that it is an old story from the Bible, and remembered the Christmas and Easter bible stories they had previously heard. We read that God made a rainbow in the sky and promised never to flood the earth again. The children recalled the promise they made to try their best to follow the behaviours promoted by our cuddly friends in school.

Mr Wobble says...



We are kind and gentle

Charlie Cheetah says...



We are safe

Nellie says...



We listen

Raffety says...



We are honest

Ziggy says...



We share

Stripy says...



We look after our toys

Learning with Noah...



The animals came in two by two!
The children paired the animals and built Arks and enclosures as they retold the story in play. Look how well they paired the animals...2 4 6 8.



We love books!
Our lift the flap story book was a real hit. We encouraged the children describe what they saw using complete sentences.



Super Stick-a-sauruses!
Carefully colouring a detailed illustration of Noah's Ark, and working together to complete a tricky Noah's Ark puzzle.





Storytelling
Retelling the story of Noah's Ark in order using pictures and spoken words.



Super Sorting: Mr Noah had to sort the animals into the ark. We had a go, sorting those which live on a farm and those in a zoo.




Exploring objects in the water

The children had great fun testing a variety of different objects in the water tray to see if they would float or sink. We encouraged them to talk about what they discovered, noticing the size, shape and weight of each object and the material it was made from.




Books we shared this week


Below are the books we have shared this week. It is always good to revisit these books at home so that you can have conversations with your child about their experiences in school. If you do not have these books at home, you may be able to find them at your local library or often there are video versions by searching the title on YouTube.



'Noah's Ark'
by Lucy Cousins



'Noah's Big Boat'
by Allia Zobel Nolan



'How Mrs Monkey Missed the Ark'
by Judith Kerr

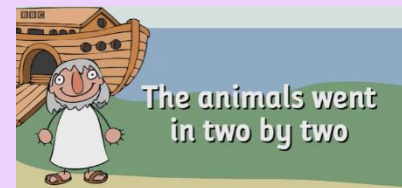
Songs we have sung this week

'The Animals Went in Two by Two'

This is one we are sure you will all be familiar with. This week the children have been sorting the toy animals into pairs. They have learned that a 'pair' is equal to 2. We used this fun song to introduce this learning.

Please click on the link below to enjoy a YouTube version of this song:

[The Animals Went in Two by Two](#)



Summer is here!

As the days are getting warmer, we would like to ask you to send your child to school with a sunhat/cap to wear outdoors and a bottle of sunscreen. Please ensure both items are clearly named. We recommend ensuring your child has an application of sunscreen before they come to school and we will supervise them as they top it up at midday. As we cannot apply the cream ourselves it is a good idea to practise this at home first.

Please continue to ensure your child brings a fresh bottle of water to school each day. We will endeavour to encourage your child have regular sips through the day, reminding them that hydration is vital for good health and brain function for learning.



Home learning fun

We love to see what your child has been learning at home with you. It really helps us build such a full picture of their knowledge and experiences.



What a fun-packed Easter holiday you have enjoyed Isabella, with an Easter trail, some springtime crafts, delicious baking and a visit to the farm. Thank you for sending these wonderful pictures.

Celebrating children's learning

A big well done to our Think-a-docus, James. All week He has been really pursuing his fascination with number order and number patterns in his own, self-initiated play. He has been demonstrating his super knowledge and recall of the number that is 'one more' or 'one less' than any number to 20.

James created his own number staircase with bricks, matching the colours to the Numberblock characters.



Read Write Inc. home learning:



Please click on the links below to access your child's home learning videos.

Please click on the links below to practise any of the Special Friends sounds you feel your child needs practise with:

[Special Friend ng](#) [Special nk](#) [Special Friend igh](#)

[Special Friend ay](#) [Special Friend ee](#) [Special Friend ow](#) [Special Friend oo](#)

Ask your child to join in with the video and read their speed sounds as quickly as they can:

[Speedy Special Friends Lesson 5](#)

Please support your child to practise their blending skills ('Fred Talk') to read each word and their segmenting skills ('Fred Fingers') to spell each word:

[Word Time Reading 1.7-5](#)

[Word Time Spelling 1.7-5](#)

[Word Time Spelling ow](#)

Have a lovely weekend everyone!